

THE MAN TGE.

UK Retail Price List & Technical Data.
Valid from 1 September 2021.










Model Year
2022.



CONTENTS


MAN TGE Overview	4
Panel Van	5
Single Cab Chassis	11
Crew Cab Chassis	15
Standard Specification	18
Driveline	20
Dimensions	21
Weights	27
Manufacturer's Options	31
Tyre Labels	38
Paint Finishes	40
Notes	42

MAN TGE OVERVIEW.

	Panel van		
	Standard	Long	Extra-long
	Length: 5,986 mm Wheelbase: 3,640 mm	Length: 6,836 mm Wheelbase: 4,490 mm	Length: 7,391 mm Wheelbase: 4,490 mm
Normal roof Height: 2,355 mm			
High roof Height: 2,590 mm			
Super-high roof Height: 2,798 mm			
	Cowl Chassis		
	Standard	Long	Extra-long
	Length: 5,968 mm Wheelbase: 3,640 mm	Length: 6,818 mm Wheelbase: 4,490 mm	Length: 7,211 mm Wheelbase: 4,490 mm
Chassis cab Height: 2,305 – 2,327 mm			
Crew cab Height: 2,321 – 2,352 mm			






Weight variants: 3.0 t, 3.5 t, 5.0 t, 5.5 t plus trailer loads of 2.0 to 3.5 t.
Engine variants: 2.0-l Turbo Diesel: 75 kW, 90 kW, 103 kW, 2.0-l BiTurbo Diesel: 130 kW.
Drive variants: Front, rear, all-wheel drive.
Transmission variants: manual 6-speed manual transmission, 8-speed automatic transmission.

MAN TGE PANEL VAN.




MAN TGE Panel Van with Front Wheel Drive

Model	Gross Weight [t]	Engine Power [kW (PS)]	Transmission	Length	Wheelbase [mm]	Load Space L x W [mm]	Roof Height	Load Space Height [mm]	Load Volume [m³]	LION XS RRP [£]	LION XC RRP [£]	LION XP RRP [£]
2.100	3.0	75 (102)	6 Speed Manual	Standard	3,640	3,450 x 1,832	Normal	1,726	9.9	£28,657	£30,038	£33,951
							High	1,961	11.3	£29,722	£31,103	£35,016
2.140	3.0	103 (140)	6 Speed Manual	Standard	3,640	3,450 x 1,832	Normal	1,726	9.9	£30,202	£31,583	£35,496
							High	1,961	11.3	£31,267	£32,648	£36,561
			8 Speed Automatic	Standard	3,640	3,450 x 1,832	Normal	1,726	9.9	£32,487	£33,868	£37,781
							High	1,961	11.3	£33,552	£34,933	£38,846
2.180	3.0	130 (177)	6 Speed Manual	Standard	3,640	3,450 x 1,832	Normal	1,726	9.9	£32,122	£33,503	£37,416
							High	1,961	11.3	£33,187	£34,568	£38,481
			8 Speed Automatic	Standard	3,640	3,450 x 1,832	Normal	1,726	9.9	£34,407	£35,788	£39,701
							High	1,961	11.3	£35,472	£36,853	£40,766

Chassis		
Standard	Long	Extra-long
Length: 5,968 mm Wheelbase: 3,640 mm	Length: 6,818 mm Wheelbase: 4,490 mm	Length: 7,211 mm Wheelbase: 4,490 mm
		
		

Notes:
1. VAT, Road Fund Licence and DVLA First Registration Fee extra at applicable rates.
2. An additional £750 plus VAT (net) is chargeable on all transactions for standard manufacturer's delivery charge and incidentals.

MAN TGE PANEL VAN.




MAN TGE Panel Van with Front Wheel Drive

Model	Gross Weight [t]	Engine Power [kW (PS)]	Transmission	Length	Wheelbase [mm]	Load Space L x W [mm]	Roof Height	Load Space Height [mm]	Load Volume [m³]	LION XS RRP [£]	LION XC RRP [£]	LION XP RRP [£]
3.100	3.5	75 (102)	6 Speed Manual	Standard	3,640	3,450 x 1,832	Normal	1,726	9.9	£31,506	£32,887	£36,800
				Long	4,490	4,300 x 1,832	High	1,961	11.3	£32,571	£33,952	£37,865
							High	1,961	14.4	£34,189	£35,645	£39,558
							Super High	2,189	16.1	£36,427	£37,883	£41,796
				Extra Long	4,490	4,855 x 1,832	High	1,961	16.4	£35,076	£36,605	£40,518
							Super High	2,196	18.4	£37,363	£38,892	£42,805
3.140	3.5	103 (140)	6 Speed Manual	Standard	3,640	3,450 x 1,832	Normal	1,726	9.9	£33,050	£34,431	£38,344
				Long	4,490	4,300 x 1,832	High	1,961	11.3	£34,115	£35,496	£39,409
							High	1,961	14.4	£35,733	£37,189	£41,102
							Super High	2,189	16.1	£37,971	£39,427	£43,340
				Extra Long	4,490	4,855 x 1,832	High	1,961	16.4	£36,621	£38,150	£42,063
							Super High	2,196	18.4	£38,908	£40,437	£44,350
			8 Speed Automatic	Standard	3,640	3,450 x 1,832	Normal	1,726	9.9	£35,336	£36,717	£40,630
				Long	4,490	4,300 x 1,832	High	1,961	11.3	£36,401	£37,782	£41,695
							High	1,961	14.4	£38,018	£39,474	£43,387
							SuperHigh	2,189	16.1	£40,256	£41,712	£45,625
				Extra Long	4,490	4,855 x 1,832	High	1,961	16.4	£38,905	£40,434	£44,347
							Super High	2,196	18.4	£41,192	£42,721	£46,634
3.180	3.5	130 (177)	6 Speed Manual	Standard	3,640	3,450 x 1,832	Normal	1,726	9.9	£34,970	£36,351	£40,264
				Long	4,490	4,300 x 1,832	High	1,961	11.3	£36,035	£37,416	£41,329
							High	1,961	14.4	£37,653	£39,109	£43,022
							SuperHigh	2,189	16.1	£39,891	£41,347	£45,260
				Extra Long	4,490	4,855 x 1,832	High	1,961	16.4	£38,540	£40,069	£43,982
							Super High	2,196	18.4	£40,827	£42,356	£46,269
			8 Speed Automatic	Standard	3,640	3,450 x 1,832	Normal	1,726	9.9	£37,256	£38,637	£42,550
				Long	4,490	4,300 x 1,832	High	1,961	11.3	£38,321	£39,702	£43,615
							High	1,961	14.4	£39,938	£41,394	£45,307
							SuperHigh	2,189	16.1	£42,176	£43,632	£47,545
				Extra Long	4,490	4,855 x 1,832	High	1,961	16.4	£40,825	£42,354	£46,267
							Super High	2,196	18.4	£43,112	£44,641	£48,554

Notes:
1. VAT, Road Fund Licence and DVLA First Registration Fee extra at applicable rates.
2. An additional £750 plus VAT (net) is chargeable on all transactions for standard manufacturer's delivery charge and incidentals.

MAN TGE PANEL VAN.




MAN TGE Panel Van with All Wheel Drive

Model	Gross Weight [t]	Engine Power [kW (PS)]	Transmission	Length	Wheelbase [mm]	Load Space L x W [mm]	Roof Height	Load Space Height [mm]	Load Volume [m³]	LION XS RRP [£]	LION XC RRP [£]	LION XP RRP [£]
3.140 4x4	3.5	103 (140)	6 Speed Manual	Standard	3,640	3,450 x 1,832	Normal	1,626	9.3	£36,744	£38,788	£42,701
							High	1,861	10.7	£37,809	£39,853	£43,766
							High	1,861	13.6	£39,426	£41,545	£45,458
				Long	4,490	4,300 x 1,832	Super High	2,089	15.3	£41,664	£43,783	£47,696
							High	1,861	15.5	£40,315	£42,507	£46,347
							Super High	2,096	17.5	£42,602	£44,794	£48,634
3.180 4x4	3.5	130 (177)	6 Speed Manual	Standard	3,640	3,450 x 1,832	Normal	1,626	9.3	£38,664	£40,708	£44,621
							High	1,861	10.7	£39,729	£41,773	£45,686
							High	1,861	13.6	£41,346	£43,465	£47,378
				Long	4,490	4,300 x 1,832	SuperHigh	2,089	15.3	£43,584	£45,703	£49,616
							High	1,861	15.5	£42,234	£44,426	£48,266
							Super High	2,096	17.5	£44,521	£46,713	£50,553
			8 Speed Automatic	Standard	3,640	3,450 x 1,832	Normal	1,626	9.3	£40,949	£42,993	£46,906
							High	1,861	10.7	£42,014	£44,058	£47,971
							High	1,861	13.6	£43,632	£45,571	£49,664
				Long	4,490	4,300 x 1,832	SuperHigh	2,089	15.3	£45,870	£47,989	£51,902
							High	1,861	15.5	£44,519	£46,711	£50,551
							Super High	2,096	17.5	£46,806	£48,998	£52,838

Notes:
1. VAT, Road Fund Licence and DVLA First Registration Fee extra at applicable rates.
2. An additional £750 plus VAT (net) is chargeable on all transactions for standard manufacturer's delivery charge and incidentals.

MAN TGE PANEL VAN.




MAN TGE Panel Van with Rear Wheel Drive

Model	Gross Weight [t]	Engine Power [kW (PS)]	Transmission	Length	Wheelbase [mm]	Load Space L x W [mm]	Roof Height	Load Space Height [mm]	Load Volume [m³]	LION XS RRP [£]	LION XC RRP [£]	LION XP RRP [£]
3.180	3.5	130 (177)	6 Speed Manual	Standard	3,640	3,450 x 1,832	Normal	1,626	9.3	£35,491	£36,872	£40,785
							High	1,861	10.7	£36,556	£37,937	£41,850
				Long	4,490	4,300 x 1,832	High	1,861	13.6	£38,174	£39,630	£43,468
							Normal	1,626	9.3	£35,664	£37,045	£40,958
5.120	5.0	90 (122)	6 Speed Manual	Standard	3,640	3,450 x 1,832	High	1,861	10.7	£36,729	£38,110	£42,023
							High	1,861	13.6	£38,847	£40,303	£44,216
							Super High	2,089	15.3	£41,085	£42,541	£46,454
				Extra Long	4,490	4,855 x 1,832	High	1,861	15.5	£39,735	£41,264	£45,177
							Super High	2,096	17.5	£42,022	£43,551	£47,464
							Normal	1,626	9.3	£39,275	£40,656	£44,569
5.180	5.0	130 (177)	6 Speed Manual	Standard	3,640	3,450 x 1,832	High	1,861	10.7	£40,340	£41,721	£45,634
							High	1,861	13.6	£42,458	£43,914	£47,827
							SuperHigh	2,089	15.3	£44,696	£46,152	£50,065
				Extra Long	4,490	4,855 x 1,832	High	1,861	15.5	£43,345	£44,874	£48,787
							Super High	2,096	17.5	£45,632	£47,161	£51,074
							Normal	1,626	9.3	£41,560	£42,941	£46,854
			8 Speed Automatic	Standard	3,640	3,450 x 1,832	High	1,861	10.7	£42,625	£44,006	£47,919
							High	1,861	13.6	£44,743	£46,199	£50,112
							SuperHigh	2,089	15.3	£46,981	£48,437	£52,350
				Long	4,490	4,300 x 1,832	High	1,861	13.6	£44,743	£46,199	£50,112
							SuperHigh	2,089	15.3	£46,981	£48,437	£52,350
							High	1,861	15.5	£45,631	£47,160	£51,073
				Extra Long	4,490	4,855 x 1,832	Super High	2,089	17.5	£47,918	£49,447	£53,360

Notes:
1. VAT, Road Fund Licence and DVLA First Registration Fee extra at applicable rates.
2. An additional £750 plus VAT (net) is chargeable on all transactions for standard manufacturer's delivery charge and incidentals.

MAN TGE PANEL VAN.




MAN TGE Panel Van with Rear Wheel Drive

Model	Gross Weight [t]	Engine Power [kW (PS)]	Transmission	Length	Wheelbase [mm]	Load Space L x W [mm]	Roof Height	Load Space Height [mm]	Load Volume [m³]	LION XS RRP [£]	LION XC RRP [£]	LION XP RRP [£]
6.180	5.5	130 (177)	6 Speed Manual	Standard	3,640	3,450 x 1,832	Normal	1,626	9.3	£42,134	£43,515	£47,248
							High	1,861	10.7	£43,199	£44,580	£48,493
							High	1,861	13.6	£45,317	£46,773	£50,686
				Long	4,490	4,300 x 1,832	SuperHigh	2,089	15.3	£47,555	£49,011	£52,924
							High	1,861	15.5	£46,204	£47,733	£51,646
							Super High	2,089	17.5	£48,491	£50,020	£53,933
			8 Speed Automatic	Standard	3,640	3,450 x 1,832	Normal	1,626	9.3	£44,418	£45,799	£49,712
							High	1,861	10.7	£45,483	£46,864	£50,777
							High	1,861	13.6	£47,603	£49,059	£52,972
				Long	4,490	4,300 x 1,832	SuperHigh	2,089	15.3	£49,841	£51,297	£55,210
							High	1,861	15.5	£48,490	£50,019	£53,932
							Super High	2,089	17.5	£50,777	£52,306	£56,216

Notes:
1. VAT, Road Fund Licence and DVLA First Registration Fee extra at applicable rates.
2. An additional £750 plus VAT (net) is chargeable on all transactions for standard manufacturer's delivery charge and incidentals.

MAN TGE PANEL VAN.



MAN TGE Panel Van with Rear Wheel Drive (Super-Single Rear Tyres)

Model	Gross Weight [t]	Engine Power [kW (PS)]	Transmission	Length	Wheelbase [mm]	Load Space L x B [mm]	Roof Height	Load Space Height [mm]	Load Volume [m³]	LION XS RRP [£]
5.120	5.0*	90 (122)	6 Speed Manual	Standard	3,640	3,450 x 1,832	Normal	1,626	9.3	£36,499
							High	1,861	10.7	£37,564
							High	1,861	13.6	£39,682
				Long	4,490	4,300 x 1,832	Super High	2,089	15.3	£41,920
							High	1,861	15.5	£40,569
							Super High	2,089	17.5	£42,856
5.180	5.0*	130 (177)	6 Speed Manual	Standard	3,640	3,450 x 1,832	Normal	1,626	9.3	£40,109
							High	1,861	10.7	£41,174
							High	1,861	13.6	£43,292
				Long	4,490	4,300 x 1,832	SuperHigh	2,089	15.3	£45,530
							High	1,861	15.5	£44,180
							Super High	2,089	17.5	£46,467
			8 Speed Automatic	Standard	3,640	3,450 x 1,832	Normal	1,626	9.3	£42,395
							High	1,861	10.7	£43,460
							High	1,861	13.6	£45,578
				Long	4,490	4,300 x 1,832	SuperHigh	2,089	15.3	£47,816
							High	1,861	15.5	£46,465
							Super High	2,089	17.5	£48,572

Notes:
1. VAT, Road Fund Licence and DVLA First Registration Fee extra at applicable rates.
2. An additional £750 plus VAT (net) is chargeable on all transactions for standard manufacturer's delivery charge and incidentals.
*Maximum value subject to vehicle length.

MAN TGE CHASSIS.



TGE Single Cab Chassis with Front Wheel Drive

Model	Gross Weight [t]	Engine Power [kW (PS)]	Transmission	Length	Wheelbase [mm]	RRP [£]
3.100	3.5	75 (102)	6 Speed Manual	Standard	3,640	£29,304
				Long	4,490	£30,995
3.140	3.5	103 (140)	6 Speed Manual	Standard	3,640	£30,848
				Long	4,490	£32,539
			8 Speed Automatic	Standard	3,640	£33,133
				Long	4,490	£34,824
				Standard	3,640	£32,768
				Long	4,490	£34,458
3.180	3.5	130 (177)	8 Speed Automatic	Standard	3,640	£35,054
				Long	4,490	£36,744

Notes:
1. VAT, Road Fund Licence and DVLA First Registration Fee extra at applicable rates.
2. An additional £750 plus VAT (net) is chargeable on all transactions for standard manufacturer's delivery charge and incidentals.

MAN TGE CHASSIS.



TGE Flatframe Cowl with Front Wheel Drive

Model	Gross Weight [t]	Engine Power [kW (PS)]	Transmission	Length	Wheelbase [mm]	RRP [£]
3.100	3.5	75 (102)	6 Speed Manual	Standard	3,640	£28,866
				Long	4,490	£30,556
3.140	3.5	103 (140)	6 Speed Manual	Standard	3,640	£30,410
				Long	4,490	£32,100
			8 Speed Automatic	Standard	3,640	£32,695
				Long	4,490	£34,386
			6 Speed Manual	Standard	3,640	£32,329
				Long	4,490	£34,021
3.180	3.5	130 (177)	8 Speed Automatic	Standard	3,640	£34,615
				Long	4,490	£36,305

Notes:
1. VAT, Road Fund Licence and DVLA First Registration Fee extra at applicable rates.
2. An additional £750 plus VAT (net) is chargeable on all transactions for standard manufacturer's delivery charge and incidentals.

MAN TGE CHASSIS.



TGE Single Cab Chassis with All Wheel Drive

Model	Gross Weight [t]	Engine Power [kW (PS)]	Transmission	Length	Wheelbase [mm]	RRP [£]
3.140 4X4	3.5	103 (140)	6 Speed Manual	Standard	3,640	£34,542
				Long	4,490	£36,233
3.180 4X4	3.5	130 (177)	6 Speed Manual	Standard	3,640	£36,462
				Long	4,490	£38,152
			8 Speed Automatic	Standard	3,640	£38,747
				Long	4,490	£40,437

Notes:
1. VAT, Road Fund Licence and DVLA First Registration Fee extra at applicable rates.
2. An additional £750 plus VAT (net) is chargeable on all transactions for standard manufacturer's delivery charge and incidentals.

MAN TGE CHASSIS.



TGE Single Cab Chassis with Rear Wheel Drive

Model	Gross Weight [t]	Engine Power [kW (PS)]	Transmission	Length	Wheelbase [mm]	RRP [£]
3.120	3.5	90 (122)	6 Speed Manual	Standard	3,640	£30,451
				Long	4,490	£32,142
3.180	3.5	130 (177)	6 Speed Manual	Standard	3,640	£33,289
				Long	4,490	£34,980
5.120	5.0	90 (122)	6 Speed Manual	Standard	3,640	£33,566
				Long	4,490	£35,256
				Extra Long	4,490	£36,144
5.180	5.0	130 (177)	6 Speed Manual	Standard	3,640	£37,176
				Long	4,490	£38,868
				Extra Long	4,490	£39,754
			8 Speed Automatic	Standard	3,640	£39,462
				Long	4,490	£41,152
				Extra Long	4,490	£42,039
6.180	5.5	130 (177)	6 Speed Manual	Standard	3,640	£40,036
				Long	4,490	£41,726
				Extra Long	4,490	£42,613
			8 Speed Automatic	Standard	3,640	£42,321
				Long	4,490	£44,011
				Extra Long	4,490	£44,899

Notes:
1. VAT, Road Fund Licence and DVLA First Registration Fee extra at applicable rates.
2. An additional £750 plus VAT (net) is chargeable on all transactions for standard manufacturer's delivery charge and incidentals.

MAN TGE CHASSIS.



TGE Crew Cab Chassis with Front Wheel Drive

Model	Gross Weight [t]	Engine Power [kW (PS)]	Transmission	Length	Wheelbase [mm]	RRP [£]
3.100	3.5	75 (102)	6 Speed Manual	Standard	3,640	£31,600
				Long	4,490	£33,290
3.140	3.5	103 (140)	6 Speed Manual	Standard	3,640	£33,144
				Long	4,490	£34,835
			8 Speed Automatic	Standard	3,640	£35,429
				Long	4,490	£37,199
3.180	3.5	130 (177)	6 Speed Manual	Standard	3,640	£35,064
				Long	4,490	£36,754
			8 Speed Automatic	Standard	3,640	£37,349
				Long	4,490	£39,039

Notes:
1. VAT, Road Fund Licence and DVLA First Registration Fee extra at applicable rates.
2. An additional £750 plus VAT (net) is chargeable on all transactions for standard manufacturer's delivery charge and incidentals.

MAN TGE CHASSIS.



TGE Crew Cab Chassis with All Wheel Drive

Model	Gross Weight [t]	Engine Power [kW (PS)]	Transmission	Length	Wheelbase [mm]	RRP [£]
3.140 4x4	3.5	103 (140)	6 Speed Manual	Standard	3,640	£36,837
				Long	4,490	£38,529
3.180 4x4	3.5	130 (177)	6 Speed Manual	Standard	3,640	£38,758
				Long	4,490	£40,448
			8 Speed Automatic	Standard	3,640	£41,043
				Long	4,490	£42,733

Notes:
1. VAT, Road Fund Licence and DVLA First Registration Fee extra at applicable rates.
2. An additional £750 plus VAT (net) is chargeable on all transactions for standard manufacturer's delivery charge and incidentals.

MAN TGE CHASSIS.



TGE Crew Cab Chassis with Rear Wheel Drive

Model	Gross Weight [t]	Engine Power [kW (PS)]	Transmission	Length	Wheelbase [mm]	RRP [£]
3.120	3.5	90 (122)	6 Speed Manual	Standard	3,640	£32,747
				Long	4,490	£34,437
3.180	3.5	130 (177)	6 Speed Manual	Standard	3,640	£35,585
				Long	4,490	£37,275
5.120	5.0	90 (122)	6 Speed Manual	Standard	3,640	£35,800
				Long	4,490	£37,490
5.180	5.0	130 (177)	6 Speed Manual	Standard	3,640	£39,410
				Long	4,490	£41,100
			8 Speed Automatic	Standard	3,640	£41,694
				Long	4,490	£43,386
6.180	5.5	130 (177)	6 Speed Manual	Long	4,490	£43,959
				Long	4,490	£46,244

Notes:
1. VAT, Road Fund Licence and DVLA First Registration Fee extra at applicable rates.
2. An additional £750 plus VAT (net) is chargeable on all transactions for standard manufacturer's delivery charge and incidentals.

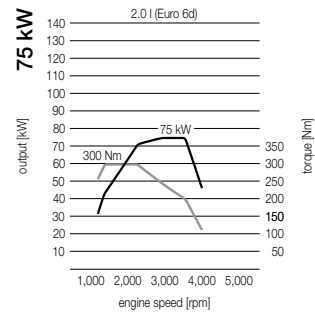
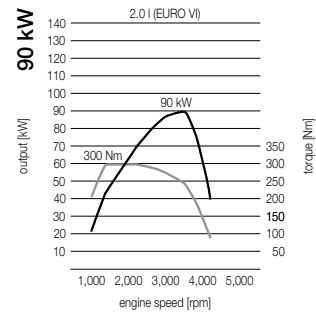
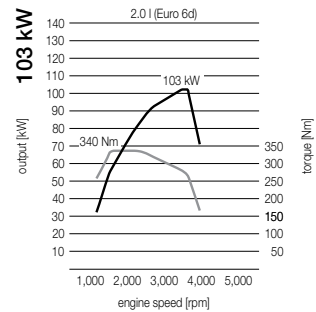
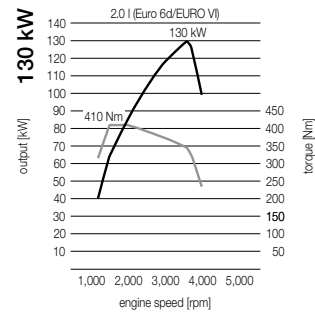
SPECIFICATION.

MAN TGE - LION XS Panel Van & Chassis Models Standard Specification	
Audio and Communications	Safety and Security
MAN Radio Van, USB and Bluetooth connection, 2 speakers	Anti-lock Braking System (ABS)
	Electronic Brake Assist (EBA)
	Start-stop system with regenerative braking
Cab	Electronic Stability Control (ESC)
MAN fabric seat covers (Anthracite)	Cross Wind Assist
Multi-function display plus	Driver's airbag
Comfort single driver's seat including 2-way lumbar support, armrest and height adjustment	Engine immobiliser
Dual passenger seat (not flat frame)	Halogen main headlights with range control and daytime running function
Electromechanical steering	Remote central locking with two remote keys
Rubber floor covering	Seatbelt warning light for driver
Steering wheel with reach and rake adjustment	Three-point inertia-reel seatbelts for all seats
12v socket	Windscreen wiper with variable intermittent delay and wash-wipe system
	Parking brake with hill start assist
Cargo Area	Cruise control system with speed limiter
Full-height steel bulkhead without window (Panel van only)	
Rear wing doors without window (Panel van only)	Electrics
Two load-lashing rings on 'B' pillar (Panel van only)	Alternator 140 A
Grab handles on rear entry pillars (Panel van only)	Battery 520 A (92 Ah)
Interior LED lighting system (Panel van only)	Start-stop system with regenerative braking
Lashing rings for load restraint system (Panel van only)	Preparation for Bodybuilder module
	Halogen main headlights with range control and daytime running function
Exterior	Operating voltage 12 V
Manually adjustable door mirrors	Terminal block
Rear wing doors with 270° hinges (Panel van only)	
Manual side sliding door passenger side (Panel van only)	Wheels and Tyres
High roof (Panel van only)	16" x 6.5J steel wheels
75 litre fuel tank	Full size steel spare wheel
18 litre AdBlue®	Tool kit and jack
18 litre Adblue® tank (Euro VI)	Tyres with low rolling resistance
30 litre Adblue® tank (Euro 6)	

SPECIFICATION.

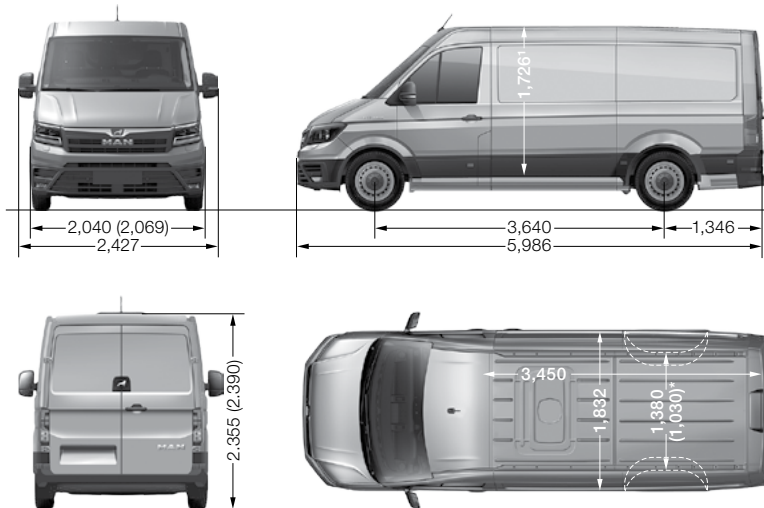
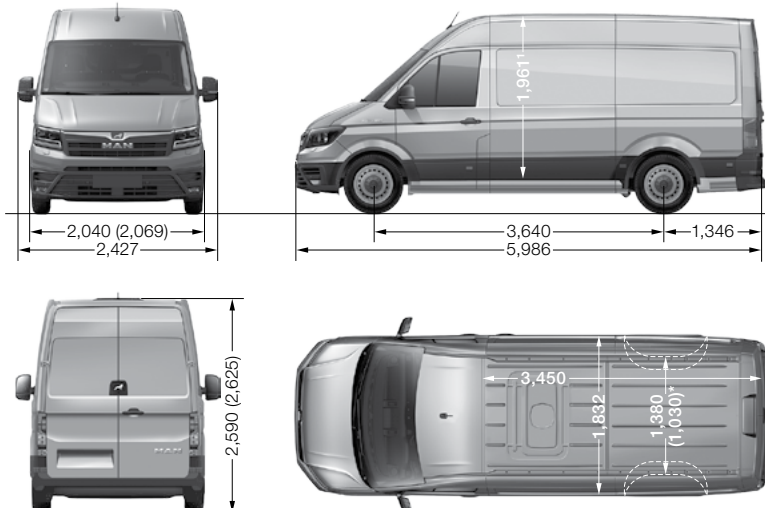
MAN TGE - LION XC Panel Van Standard Specification (in addition to LION XS)	MAN TGE - LION XP Panel Van Standard Specification (in addition to LION XS)
Audio and Communications	Audio and Communications
MAN Media Van 6.5" colour touchscreen, USB and Bluetooth connection, 2 speakers	MAN Media Van Business Navigation, 8" colour touchscreen, 4 speakers
DAB+	Satellite navigation system
Wired smartphone integration	DAB+
3-button-module for information and emergency calls	Wired and wireless smartphone integration
Preparation for rear view camera	Voice control
	3-button-module for information and emergency calls
Cab	Rear view camera
Multi-function steering wheel	
Overhead storage compartment with two 1-DIN standard slots	Cab
	Multi-function steering wheel
Cargo Area	Overhead storage compartment with two 1-DIN standard slots
Cargo area anti-slip floor covering	Dual passenger seat with additional storage
	Manual air conditioning
Exterior	
Electrically heated and adjustable mirrors	Cargo Area
	Cargo area anti-slip floor covering
	Safety and Security
	Park distance control in front and rear with sensor-based side protection
	Lane change system
	Exterior
	Electrically heated and adjustable mirrors
	Wheel caps with chrome emblem

DRIVELINE.

	2.0 litres 75 kW	2.0 litres 90 kW	2.0 litres 103 kW	2.0 litres 130 kW
Displacement [cm³]	1,968	1,968	1,968	1,968
Number of cylinders	4	4	4	4
max. power output [kW (PS)]	75 (102)	90 (122)	103 (140)	130 (177)
at speed [1/min]	3,000–3,500	3,250–3,500	3,500–3,600	3,600
max. torque [Nm]	300	300	340	410
at speed [1/min]	1,400–2,250	1,400–2,250	1,600–2,250	1,500–2,000
Exhaust-gas category	Euro 6d	Euro VI d	Euro 6d	Euro 6d / Euro VI d
Fuel type	Diesel as per DIN EN 590	Diesel as per DIN EN 590	Diesel as per DIN EN 590	Diesel as per DIN EN 590
Gearbox variant	6-speed manual gearbox	6-speed manual gearbox	6-speed manual gearbox 8-speed automatic gearbox¹	6-speed manual gearbox 8-speed automatic gearbox
Driveline	Front-wheel drive	Rear-wheel drive with single tyres Rear-wheel drive with twin tyres Rear-wheel drive with super-single tyres	Front-wheel drive All-wheel drive Rear-wheel drive with single tyres	Front-wheel drive All-wheel drive Rear-wheel drive with single tyres Rear-wheel drive with twin tyres
				

¹Only with front-wheel drive.

DIMENSIONS.

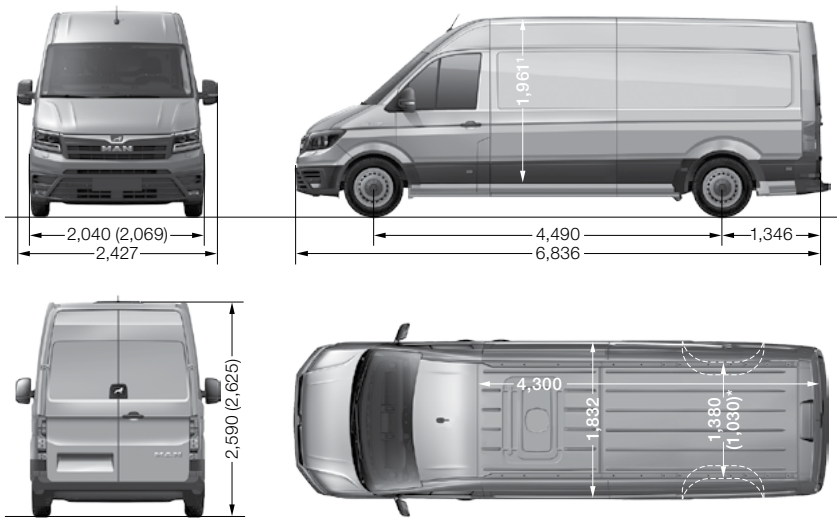
MAN TGE Panel van Standard with Normal roof	MAN TGE Panel van Standard with High roof
	
Load capacity [m³]	9.9²
Lateral sliding door, width x height [mm]	1,311 x 1,587³
Rear hinged doors, clear width x height [mm]	1,552 x 1,605⁴
Load deck height at rear [mm]	570⁵ (720)
Clearance circle [m]	14.2

Figures for front-wheel drive shown above.
Figures for 4x4 and rear-wheel drive with standard roof: ¹1,626/²9.3/³1,487/⁴1,505/⁵670.
Figures for 4x4 and rear-wheel drive with high roof: ¹1,861/²10.7/³1,722/⁴1,740/⁵670.
Figures in brackets: with twin tyres.
¹1,283 with super single tyres.

All dimensions were measured on series-production vehicles. The heights stated here may vary by approx. ±40 mm depending on fittings. The vehicle drawings are not true to scale.
Length of the vehicle floor including loading option below the partition: 3,450 mm. Length in the top area: 3,201 mm.

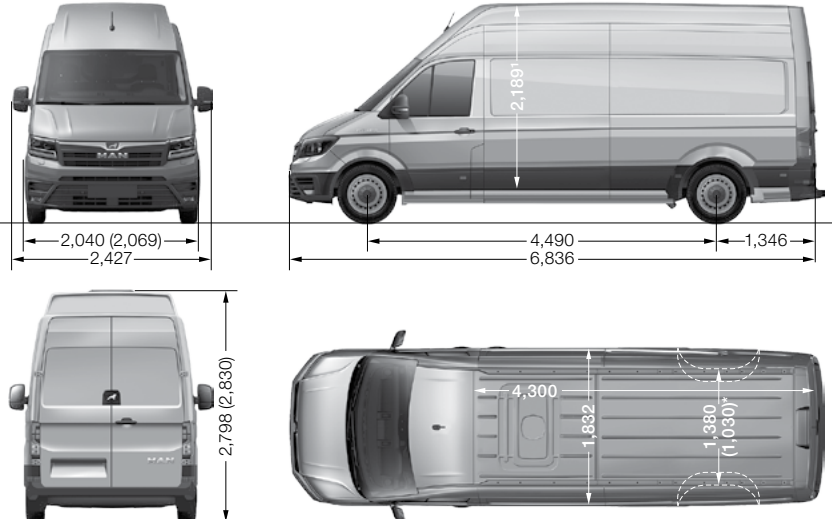
DIMENSIONS.

MAN TGE Panel van Long with High roof



Load capacity [m³]	14.4 ²
Lateral sliding door, width x height [mm]	1,311 x 1,822 ³
Rear hinged doors, clear width x height [mm]	1,552 x 1,840 ⁴
Load deck height at rear [mm]	570 ⁵ (720)
Clearance circle [m]	17.0

MAN TGE Panel van Long with Super-high roof



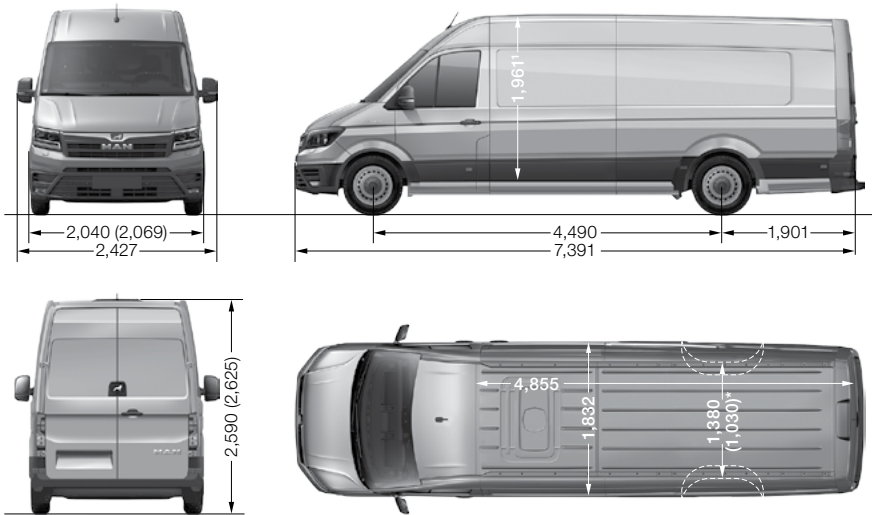
Load capacity [m³]	16.1 ²
Lateral sliding door, width x height [mm]	1,311 x 1,822 ³
Rear hinged doors, clear width x height [mm]	1,552 x 1,840 ⁴
Load deck height at rear [mm]	570 ⁵ (720)
Clearance circle [m]	17.0

Figures for front-wheel drive shown above.
Figures for 4x4 and rear-wheel drive with high roof: ¹1,861/²13.6/³1,722/⁴1,740/⁵670.
Figures for 4x4 and rear-wheel drive with super-high roof: ¹2,089/²15.3/³1,722/⁴1,740/⁵670.
Figures in brackets: with twin tyres.
¹1,283 with super single tyres.

All dimensions were measured on series-production vehicles. The heights stated here may vary by approx. ±40 mm depending on fittings. The vehicle drawings are not true to scale.
Length of the vehicle floor including loading option below the partition: 4,300 mm. Length in the top area: 4,051 mm.

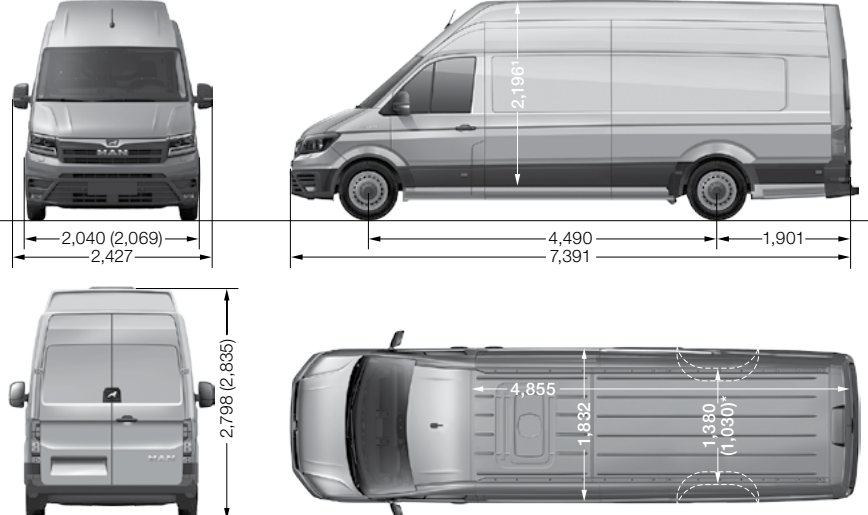
DIMENSIONS.

MAN TGE Panel van Extra long with High roof



Load capacity [m³]	16.4 ²
Lateral sliding door, width x height [mm]	1,311 x 1,822 ³
Rear hinged doors, clear width x height [mm]	1,552 x 1,840 ⁴
Load deck height at rear [mm]	570 ⁵ (725)
Clearance circle [m]	17.0

MAN TGE Panel van Extra long with Super-high roof



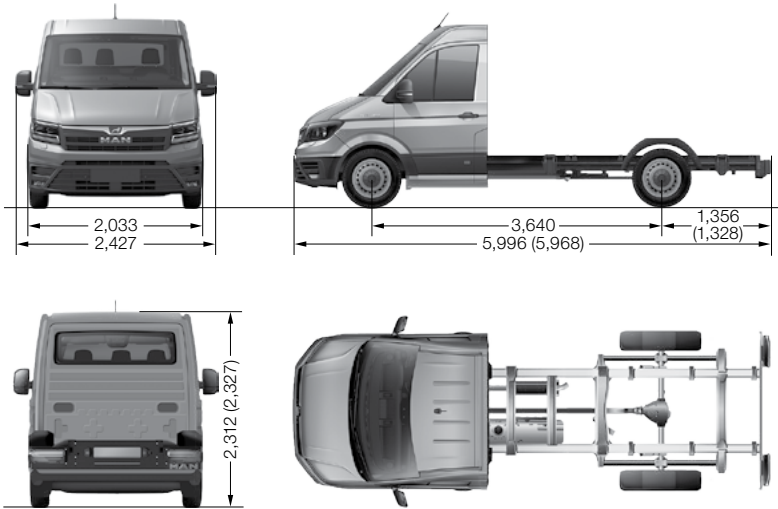
Load capacity [m³]	18.4 ²
Lateral sliding door, width x height [mm]	1,311 x 1,822 ³
Rear hinged doors, clear width x height [mm]	1,552 x 1,840 ⁴
Load deck height at rear [mm]	570 ⁵ (725)
Clearance circle [m]	17.0

Figures for front-wheel drive shown above.
Figures for 4x4 and rear-wheel drive with high roof: ¹1,861/²15.5/³1,722/⁴1,740/⁵670.
Figures for 4x4 and rear-wheel drive with super-high roof: ¹2,096/²17.5/³1,722/⁴1,740/⁵670.
Figures in brackets: with twin tyres.
¹1,283 with super single tyres.

All dimensions were measured on series-production vehicles. The heights stated here may vary by approx. ±40 mm depending on fittings. The vehicle drawings are not true to scale.
Length of the vehicle floor including loading option below the partition: 4,855 mm. Length in the top area: 4,606 mm.

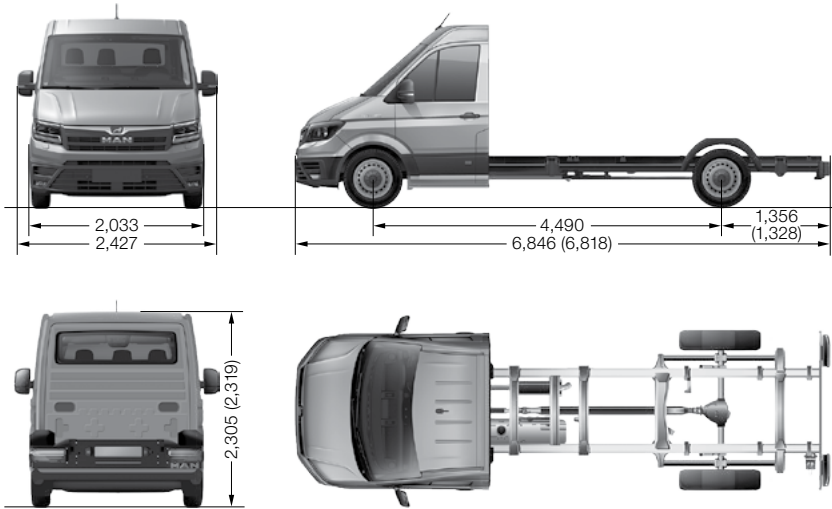
DIMENSIONS.

MAN TGE Chassis/Flatframe Cowl Standard with Single cab



Clearance circle [m] 14.2

MAN TGE Chassis/Flatframe Cowl Long with Single cab

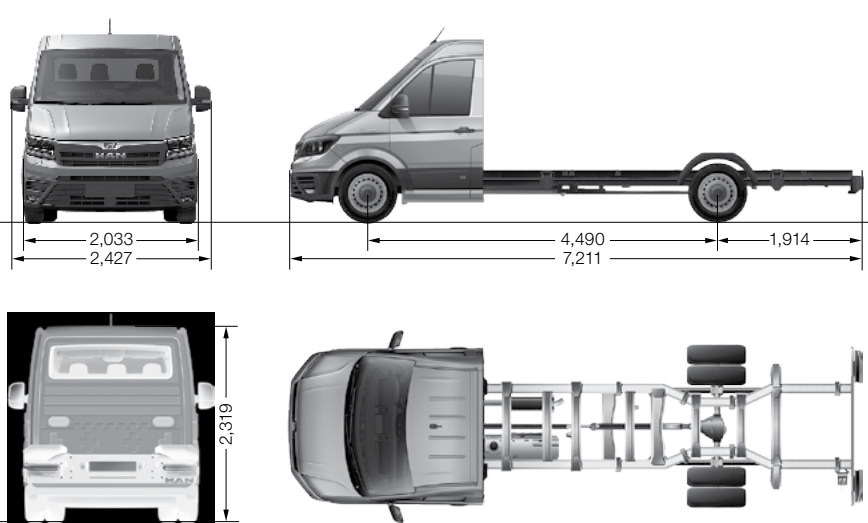


Clearance circle [m] 17.0

Figures in brackets: with twin tyres.
All dimensions were measured on series-production vehicles. The heights stated here may vary by approx. ±40 mm depending on fittings. The vehicle drawings are not true to scale.

DIMENSIONS.

MAN TGE Chassis Extra long with Single cab

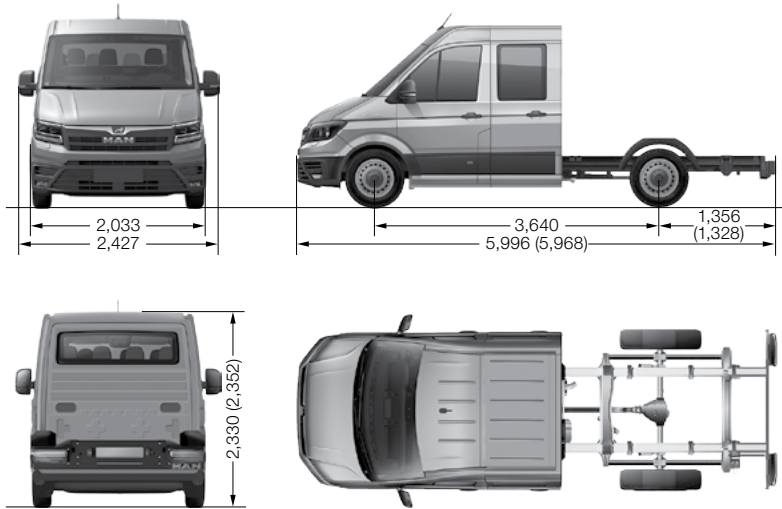


Clearance circle [m] 17.0

All dimensions were measured on series-production vehicles. The heights stated here may vary by approx. ±40 mm depending on fittings. The vehicle drawings are not true to scale.

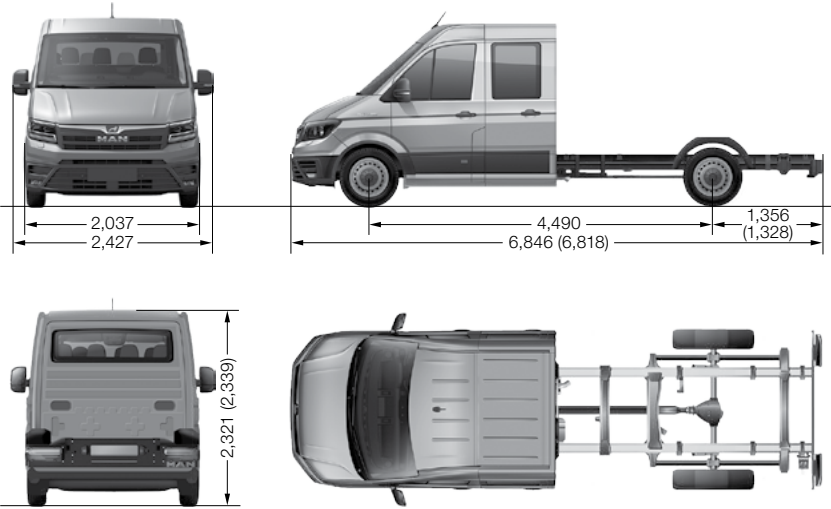
DIMENSIONS.

MAN TGE Chassis Standard with Crew cab



Clearance circle [m] 14.2

MAN TGE Chassis Long with Crew cab



Clearance circle [m] 17.0

Figures in brackets: with twin tyres.
All dimensions were measured on series-production vehicles. The heights stated here may vary by approx. ±40 mm depending on fittings. The vehicle drawings are not true to scale.

WEIGHTS.

MAN TGE Panel van (LION XS)

Driveline	Permissible gross vehicle weight [kg]	Engine rating [kW (PS)]	Max. trailer load, braked, on 12 % gradient/ unbraked [kg]	Permissible max. gross train weight [kg]	Permissible axle load, front/rear [kg]	Standard		Long		Extra long	
						Unladen weight [kg]	Payload capacity [kg]	Unladen weight [kg]	Payload capacity [kg]	Unladen weight [kg]	Payload capacity [kg]
Front-wheel drive	3,000	75 (102)	2,500/750	5,500	1,800/2,100	2,236	764	–	–	–	–
		103 (140)	3,000/750	6,000	1,800/2,100	2,245	755	–	–	–	–
		130 (177)	3,000/750	6,000	1,800/2,100	2,254	746	–	–	–	–
Front-wheel drive	3,500	75 (102)	2,500/750	5,500	1,800*/2,100	2,236	1,264	2,339	1,161	2,407	1,093
		103 (140)	3,000/750	6,000	1,800*/2,100	2,245	1,255	2,349	1,151	2,416	1,084
		130 (177)	3,000/750	6,000	1,800*/2,100	2,254	1,246	2,357	1,143	2,425	1,075
All-wheel drive	3,500	103 (140)	3,000/750	6,000	1,800*/2,100	2,372	1,128	2,475	1,025	2,543	957
		130 (177)	3,000/750	6,000	1,800*/2,100	2,381	1,119	2,484	1,016	2,552	948
Rear-wheel drive	3,500	130 (177)	3,500/750	7,000	1,800*/2,250	2,314	1,186	2,426	1,074	–	–
Rear-wheel drive	5,000	90 (122)	3,500/750	7,500	2,200/3,500	2,521	2,479	2,637	2,363	2,705	2,295
		130 (177)	3,500/750	8,000	2,200/3,500	2,530	2,470	2,646	2,354	2,714	2,286
Rear-wheel drive	5,500	90 (122)	3,000/750	7,500	2,200/4,000	2,542	2,958	2,659	2,841	2,727	2,773
		130 (177)	3,500/750	8,000	2,200/4,000	2,551	2,949	2,668	2,832	2,736	2,764

Roof loads²

Model	Roof load [kg]
Normal roof	300
High roof	150
Super-high roof	0

Drawbar loads

at trailer load [kg]	Drawbar load [kg]	
	Front-wheel drive/All-wheel drive	Rear-wheel drive
2,500	100	–
3,000	120	140
3,500	–	140

* Depending on equipment the permissible front axle load may rise to 2,100 kg. This may affect the minimum payload or the maximum payload capacity.
² Only for Panel van.
All weights on this page include high roof.
For LION XC add 50 kg (standard); 62 kg (long); 69 kg (extra long). For LION XP add 77 kg (standard); 89 kg (long); 97 kg (extra long).

WEIGHTS.

MAN TGE Chassis with Single cab

Driveline	Permissible gross vehicle weight [kg]	Engine rating [kW (PS)]	Max. trailer load, braked, on 12 % gradient/ unbraked [kg]	Permissible max. gross train weight [kg]	Permissible axle load, front/rear [kg]	Standard		Long		Extra long	
						Unladen weight [kg]	Load capacity† [kg]	Unladen weight [kg]	Load capacity† [kg]	Unladen weight [kg]	Load capacity† [kg]
Front-wheel drive	3,500	75 (102)	2,500/750	5,500	1,800*/2,100	1,934	1,566	1,964	1,536	–	–
		103 (140)	3,000/750	6,000	1,800*/2,100	1,939	1,561	1,969	1,531	–	–
		130 (177)	3,000/750	6,000	1,800*/2,100	1,948	1,552	1,978	1,522	–	–
All-wheel drive	3,500	103 (140)	3,000/750	6,000	1,800*/2,100	2,066	1,434	2,096	1,404	–	–
		130 (177)	3,000/750	6,000	1,800*/2,100	2,075	1,425	2,105	1,395	–	–
Rear-wheel drive	3,500	90 (122)	3,000/750	6,500	1,800*/2,250	1,994	1,504	2,034	1,464	–	–
		103 (140)	3,000/750	6,500	1,800*/2,250	1,995	1,505	2,035	1,465	–	–
		130 (177)	3,500/750	7,000	1,800*/2,250	2,005	1,495	2,045	1,455	–	–
Rear-wheel drive	5,000	90 (122)	3,500/750	7,500	2,200/3,500	2,144	2,856	2,187	2,813	2,209	2,791
		130 (177)	3,500/750	8,000	2,200/3,500	2,153	2,847	2,197	2,803	2,212	2,788
Rear-wheel drive	5,500	90 (122)	3,500/750	7,500	2,200/4,000	2,166	3,334	2,209	3,291	2,224	3,276
		130 (177)	3,500/750	8,000	2,200/4,000	2,175	3,325	2,218	3,282	2,233	3,267

Drawbar loads

at trailer load [kg]	Drawbar load [kg]	
	Front-wheel drive/All-wheel drive	Rear-wheel drive
2,500	100	-
3,000	120	140
3,500	–	140

* Depending on equipment the permissible front axle load may rise to 2,100 kg. This may affect the minimum payload or the maximum payload capacity.
† Load capacity indicates bodywork and payload allowance combined.

WEIGHTS.

MAN TGE Flatframe Chassis Cowl

Driveline	Permissible gross vehicle weight [kg]	Engine rating [kW (PS)]	Max. trailer load, braked, on 12 % gradient/ unbraked [kg]	Permissible max. gross train weight [kg]	Permissible axle load, front/rear [kg]	Standard		Long		Extra long	
						Unladen weight [kg]	Load capacity† [kg]	Unladen weight [kg]	Load capacity† [kg]	Unladen weight [kg]	Load capacity† [kg]
Front-wheel drive	3,500	75 (102)	2,500/750	5,500	1,800*/2,100	1,769	1,731	1,786	1,714	–	–
		103 (140)	3,000/750	6,000	1,800*/2,100	1,769	1,731	1,786	1,714	–	–
		130 (177)	3,000/750	6,000	1,800*/2,100	1,778	1,722	1,795	1,705	–	–

Drawbar loads

at trailer load [kg]	Drawbar load [kg]	
	Front-wheel drive/All-wheel drive	Rear-wheel drive
2,500	100	-
3,000	120	140
3,500	–	140

* Depending on equipment the permissible front axle load may rise to 2,100 kg. This may affect the minimum payload or the maximum payload capacity.
† Load capacity indicates bodywork and payload allowance combined.

WEIGHTS.

MAN TGE Chassis with Crew cab									
Driveline	Permissible gross vehicle weight [kg]	Engine rating [kW (PS)]	Max. trailer load, braked, on 12 % gradient/ unbraked [kg]	Permissible max. gross train weight [kg]	Permissible axle load, front/ rear [kg]	Standard		Long	
						Unladen weight [kg]	Load capacity² [kg]	Unladen weight [kg]	Load capacity² [kg]
Front-wheel drive	3,500	75 (102)	2,500/750	5,500	1,800¹/2,100	2,108	1,392	2,149	1,351
		103 (140)	3,000/750	6,000	1,800¹/2,100	2,114	1,386	2,154	1,346
		130 (177)	3,000/750	6,000	1,800¹/2,100	2,123	1,377	2,163	1,337
All-wheel drive	3,500	103 (140)	3,000/750	6,000	1,800¹/2,100	2,241	1,259	2,281	1,219
		130 (177)	3,000/750	6,000	1,800¹/2,100	2,250	1,250	2,290	1,210
Rear-wheel drive	3,500	90 (122)	3,000/750	6,500	1,800¹/2,250	2,170	1,330	2,220	1,280
		103 (140)	3,000/750	7,500	1,800¹/2,250	2,170	1,330	2,220	1,280
		130 (177)	3,500/750	7,000	1,800¹/2,250	2,180	1,320	2,230	1,270
Rear-wheel drive	5,000	90 (122)	3,500/750	7,500	2,200/3,500	2,294	2,706	2,342	2,658
		130 (177)	3,500/750	8,000	2,200/3,500	2,303	2,697	2,351	2,649
Rear-wheel drive	5,500	90 (122)	3,500/750	7,500	2,200/4,000	-	-	2,364	3,136
		130 (177)	3,500/750	8,000	2,200/4,000	-	-	2,373	3,127
Drawbar loads									
at trailer load [kg]		Drawbar load [kg]							
		Front-wheel drive/All-wheel drive	Rear-wheel drive						
2,500		100	-						
3,000		120	140						
3,500		–	140						

1 Depending on equipment the permissible front axle load may rise to 2,100 kg. This may affect the minimum payload or the maximum payload capacity.
2 Load capacity indicates bodywork and payload allowance combined.

MAN TGE MANUFACTURER OPTION PRICES.

V Code	Description	Panel Van (LION XS)	Panel Van (LION XC)	Panel Van (LION XP)	Single Cab Chassis	Flatframe Cowl	Crew Cab Chassis	RRP [£]
Packages								
639IH	Passive safety package	O	O	O	O	-	O	£1,517
639IG	Active safety package	O	O	O	-	-	-	£2,475
639IQ	Lights & Vision package	O	O	O	O	O	O	£553
639JO	Comfort package	O	O	O	O	O	O	£519
639JP	Comfort package Plus	O	O	O	O	O	O	£1,244
639IC	Winter package	O	O	O	O	O	O	£1,118
639IL	Tipper preparation package	-	-	-	O	-	O	£1,136
639II	Driver assistance systems package for distrbutor	O	O	S	-	-	-	£1,513
639IJ	Loading compartment package for distributor	O	O	O	-	-	-	£1,188
639HP	MAN Media Van Business Navigation with 4 speakers	O	-	S	O	O	O	£1,258
Interior Trim								
638DC	Gray Mesh-MAN Black / Titanium Black-Palladium / Pearl Gray	O	O	O	O	O	O	£0
638DA	Palladium-Titanium Black / Titanium Black-Palladium / Pearl Gray	O	O	O	O	O	O	£0
638DB	Titanium Black / Titanium Black-Palladium / Pearl Gray	O	O	O	O	O	O	£0
634WD	Robust seat trim covers in fabric “Marathon“	O	O	O	O	O	O	£142
634WA	Seat trim covers in leatherette “Mesh“	O	O	O	O	O	O	£58
630EM	Overhead storage compartment with two 1-DIN slots and reading light	O	S	S	O	O	O	£149
Airbags								
630EC	Driver and front passenger airbag with front passenger airbag deactivation	O	O	O	O	O	O	£206
643FC	Side and curtain airbag for driver	O	O	O	O	-	O	£830
634FB	Side and curtain airbags for driver and front passenger	O	O	O	O	-	O	£939

O = Optional
- = Not Available
This list details most common options and is subject to change without prior notice.
NB. Some options may not be compatible with others, and some are only available in combinaton with others. If in doubt, refer to your individual configuration.

MAN TGE MANUFACTURER OPTION PRICES.

V Code	Description	Panel Van (LION XS)	Panel Van (LION XC)	Panel Van (LION XP)	Single Cab Chassis	Flatframe Cowl	Crew Cab Chassis	RRP [£]
	Paint							
638EA	Candy White	O	O	O	O	O	O	£0
638EG	Cherry Red	O	O	O	O	O	O	£0
638EE	Deep Ocean	O	O	O	O	O	O	£0
638EB	Luminous Orange	O	O	O	O	O	O	£0
638EC	Ontario Green	O	O	O	O	O	O	£0
638ED	Indium Gray Metallic	O	O	O	O	O	O	£1,223
638EH	Reflex Silver Metallic	O	O	O	O	O	O	£1,223
638EF	Deep Black Pearlescent	O	O	O	O	O	O	£1,320
	Anti-Theft Protection							
631EC	Anti-theft alarm system with backup horn, interior monitoring, and towing protection (for TGE with partition)	O	O	O	O	-	O	£526
	Electrical System							
634MC	Three 12-V outlets in the cab	O	O	O	O	O	O	£64
635FL	12-V outlet in load compartment	O	O	O	-	-	-	£64
631FG	Battery master switch	O	O	O	O	O	O	£110
630PC	Battery with increased capacity	O	O	O	O	O	O	£44
630PF	AGM battery and alternator	O	O	O	O	O	O	£115
637QC	Second battery with cutoff relay (wet cell battery)	O	O	O	O	O	O	£338
630QD	Second battery with cutoff relay and battery monitoring (AGM battery)	O	O	O	O	O	O	£372
630QE	Second battery with cutoff relay and battery monitoring (wet cell battery)	O	O	O	O	O	O	£372
630PE	AGM battery and alternator with increased capacity	O	O	O	O	O	O	£309

O = Optional
- = Not Available
This list details most common options and is subject to change without prior notice.
NB. Some options may not be compatible with others, and some are only available in combinaton with others. If in doubt, refer to your individual configuration.

MAN TGE MANUFACTURER OPTION PRICES.

V Code	Description	Panel Van (LION XS)	Panel Van (LION XC)	Panel Van (LION XP)	Single Cab Chassis	Flatframe Cowl	Crew Cab Chassis	RRP [£]
	Driver Assistance Systems							
631LC	Top speed limited to max. 100 km/h (cannot be deactivated)	O	O	O	O	O	O	£115
631LD	Top speed limited to max. 120 km/h (cannot be deactivated)	O	O	O	O	O	O	£115
631LB	Top speed limited to max. 90 km/h (cannot be deactivated) Standard on vehicles >3.5 tonnes	O	O	O	O	O	O	£115
631RB	Cruise control system with speed limiter	S	S	S	S	S	S	£290
631RC	Adaptive Cruise Control ACC up to 160 km/h, incl. speed limiter	O	O	O	O	O	O	£988
631RE	Speed limiter (can be adjusted by the driver)	O	O	O	O	O	O	£164
631RD	Adaptive Cruise Control ("Follow-to-Stop") with Speed Limiter & Fatigue Detection (automatic gearbox only)	O	O	O	O	O	O	£988
632RL	Driver Alert System	O	O	O	O	O	O	£19
632NL	High-beam control Light Assist	O	O	O	O	O	O	£185
635EC	Lane change system Side Assist	O	O	S	-	-	-	£339
635EB	Active Lange Guard Assist	O	O	O	O	O	O	£434
632JB	Dynamic Road Sign Display	O	O	O	O	O	O	£264
635ED	Lane keeping system Lane Assist and lane change system Side Assist	O	O	O	-	-	-	£773
631EO	Park Assist and park distance control in front and rear with active side protection	O	O	O	-	-	-	£1,050
631EK	Park distance control in front and rear	O	O	O	-	-	-	£577
631EN	Park distance control in front and rear with active side protection	O	O	S	-	-	-	£915
632KM	Preparation for rear view camera system (1 x camera input only)	O	S	-	O	O	O	£35
632KN	Rear view camera system	O	O	S	-	-	-	£239
639HZ	Trailer Assist Package	O	O	O	-	-	-	£947
631EP	Trailer Assist and park distance control in front and rear with active side protection	O	O	O	-	-	-	£1,129
631EQ	Trailer Assist, Park Assist, and park distance control in front and rear with active side protection	O	O	O	-	-	-	£1,294
630BO	Hill start assist/hill descent control (AWD only)	O	S	S	O	O	-	£79
634EB	Pan-European-eCall 3-button-module	O	S	S	O	-	O	£101

O = Optional
- = Not Available
This list details most common options and is subject to change without prior notice.
NB. Some options may not be compatible with others, and some are only available in combinaton with others. If in doubt, refer to your individual configuration.

MAN TGE MANUFACTURER OPTION PRICES.

V Code	Description	Panel Van (LION XS)	Panel Van (LION XC)	Panel Van (LION XP)	Single Cab Chassis	Flatframe Cowl	Crew Cab Chassis	RRP [£]
	Seating							
634RE	Comfort seat "Plus" on the right	O	O	O	O	O	O	£87
634RK	Suspended seat ergoComfort in cab in the right	O	O	O	O	O	O	£340
634RJ	Suspended seat ergoActive in cab, front right	O	O	O	O	O	O	£418
634PD	Comfort seat on the left	O	O	O	O	O	O	-£44
634PE	Comfort seat "Plus" on the left	O	O	O	O	O	O	£43
634PK	Suspended seat ergoComfort in cab, on the left	O	O	O	O	O	O	£215
634PJ	Suspended seat ergoActive in cab, on the left	O	O	O	O	O	O	£293
634PH	2-seater front passenger bench on the left, with folding table	O	O	S	O	O	O	£78
634YC	Seat heater, left and right, separately controllable	O	O	O	O	O	O	£343
	Lighting and Vision							
637NL	Heat-insulating windshield made of laminated glass, heated	O	O	O	O	O	O	£244
639HE	Windshield wiper intermittent control with rain sensor and automatic headlamp activation	O	O	O	O	O	O	£226
635KB	Headlamp washer system and washer fluid level indicator, heated washer nozzles	O	O	O	O	O	O	£344
632BC	LED headlamps with separate LED daytime running lights	O	O	O	O	O	O	£962
633EH	Front fog lamps with cornering light	O	O	O	O	O	O	£239
630GB	Exterior mirrors, power-adjustable and heated	O	S	-	O	O	O	£149
630GC	Exterior mirrors, power-adjustable, heated and folding	O	O	S	O	-	O	£287
631BS	Roof turn signals in rear, right and left	O	O	O	-	-	-	£138
634KB	Tail lamp assemblies with longer cable (cable length +1.5 m)	-	-	-	O	-	O	£39
635AC	Side marker lamps	S	S	S	S	-	S	£88
633HB	Front position lamps on the roof	O	O	O	S	S	S	£55

O = Optional
- = Not Available
This list details most common options and is subject to change without prior notice.
NB. Some options may not be compatible with others, and some are only available in combinaton with others. If in doubt, refer to your individual configuration.

MAN TGE MANUFACTURER OPTION PRICES.

V Code	Description	Panel Van (LION XS)	Panel Van (LION XC)	Panel Van (LION XP)	Single Cab Chassis	Flatframe Cowl	Crew Cab Chassis	RRP [£]
	Steering, Suspension and Axles							
632OC	Multi-function steering wheel	O	S	S	O	O	O	£251
632OD	Leather multi-function steering wheel (3-spoke), with heating	O	O	O	O	O	O	£525
631BD	Heavy-duty suspension and shock absorption	O	O	O	-	-	-	£167
631BH	Reinforced suspension and shock absorption and reinforced stabilisation	O	O	O	-	-	-	£271
631BF	Standard suspension and shock absorption and reinforced stabilisation	O	O	O	O	-	O	£104
631CL	Differential lock (AWD models only)	O	S	S	O	O	O	£584
637IB	Uprated front axle	O	O	O	O	O	O	£270
	Radio / Navigation							
637CL	DAB+ for Media Van (Standard with Media Van Business, not avaiabel with Radio Van)	O	S	S	O	O	O	£172
639KI	MAN Radio Van with 4 speakers	O	-	-	O	O	O	£55
639H5	MAN Media Van with 4 speakers	O	S	-	O	O	O	£293
639KK	MAN Media Van with 6 speakers	O	-	-	O	O	O	£348
639H1	MAN Media Van Business with 4 speakers	O	-	-	O	O	O	£674
639KJ	MAN Media Van Business with 6 speakers	O	-	-	O	O	O	£728
639HP	MAN Media Van Business Navigation with 4 speakers	O	-	S	O	O	O	£1,258
639KN	MAN Media Van Business Navigation with 6 speakers	O	-	-	O	O	O	£1,311
	Heating / Ventilation							
639HM	Air conditioning system Climatic	O	O	S	O	O	O	£1,520
639HN	Air conditioning system Climatronic	O	O	O	-	O	-	£2,241
637UF	Electric auxiliary heater	O	O	O	O	O	O	£555
637UE	Programmable air parking heater and auxiliary water heater, with radio remote control	O	O	O	O	-	O	£2,108
637UC	Programmable air parking heater, with radio remote control	O	O	O	O	-	O	£1,384
637UA	Programmable air parking heater, with radio remote control auxiliary heater	O	O	O	O	-	O	£1,933
637UB	Auxiliary water heater with programmable parking heater function and radio remote control	O	O	O	O	O	O	£971

O = Optional
- = Not Available
This list details most common options and is subject to change without prior notice.
NB. Some options may not be compatible with others, and some are only available in combinaton with others. If in doubt, refer to your individual configuration.

MAN TGE MANUFACTURER OPTION PRICES.

V Code	Description	Panel Van (LION XS)	Panel Van (LION XC)	Panel Van (LION XP)	Single Cab Chassis	Flatframe Cowl	Crew Cab Chassis	RRP [£]
	Instrumentation							
633RK	Tyre Pressure Monitoring System	O	O	O	O	O	O	£343
631HC	Digital tachograph (requires additional dashboard components)	O	O	O	O	-	O	£675
631HB	Preparation for tachograph with preparation for accident data recorder	O	O	O	O	-	O	£354
	Bulkhead Partition and Sliding Doors							
637BD	Partition, with fixed window	O	O	O	-	-	-	£74
637BE	Partition, with sliding window	O	O	O	-	-	-	£297
637BG	Partition, with trim panel	O	O	O	-	-	-	£206
637BF	Partition, with trim panel and fixed window	O	O	O	-	-	-	£287
637BI	Partition, with trim and sliding window	O	O	O	-	-	-	£482
635RB	Left sliding door in load compartment, with interlock for certain opening positions	O	O	O	-	-	-	£332
635TC	Right sliding door in load compartment	O	O	O	-	-	-	£604
635TB	Right sliding door in load compartment, with interlock for certain opening positions	O	O	O	-	-	-	£686
635RA	Without left sliding door in load compartment (closed side panel)	O	O	O	-	-	-	£0
635TA	Without right sliding door in load compartment (closed side panel)	S	S	S	-	-	-	£0
	Body / Chassis							
631DR	Step in rear, extending over complete width	O	O	O	-	-	-	£127
631DT	Step in rear, extending over half width (when tow coupling is fitted)	O	O	O	-	-	-	£103
637FL	1 chock	O	O	O	O	-	O	£21
637FM	2 chocks	O	O	O	O	-	O	£42
635LC	Mud flaps in front and rear	O	O	O	O	-	O	£116
635LD	Mud flap in front	O	O	O	O	O	O	£58
635LB	Mud flap in rear	O	O	O	O	-	O	£58
637FB	Rear under-run protection	-	-	O	-	-	O	£112
637FC	Rear and side under-run protection	-	-	O	-	-	O	£274
637FD	Side under-run protection	-	-	O	-	-	O	£162















O = Optional
- = Not Available
This list details most common options and is subject to change without prior notice.
NB. Some options may not be compatible with others, and some are only available in combinaton with others. If in doubt, refer to your individual configuration.

MAN TGE MANUFACTURER OPTION PRICES.

V Code	Description	Panel Van (LION XS)	Panel Van (LION XC)	Panel Van (LION XP)	Single Cab Chassis	Flatframe Cowl	Crew Cab Chassis	RRP [£]
	Bodybuilder Preparation							
631JK	Bodybuilder Module	O	O	O	O	O	O	£270
631JE	Bodybuilder Module with telematics preperation	O	O	O	O	O	O	£532
630WS	Tail lift preparation, electrical	O	O	O	O	-	O	£101
630WT	Tail lift preparation, mechanical and electrical	O	O	O	O	-	O	£200
631DB	Speed control	O	O	O	O	O	O	£141
631DC	Variable electronic speed governor	O	O	O	O	O	O	£141
631BT	Preparation for roof turn signals	-	-	-	O	-	O	£39
631VC	Preparation for center high-mounted stop lamp	-	-	-	O	O	O	£24
634CM	Preparation for rotating beacons	O	O	O	O	O	O	£41
634KD	Preparation for LED tail lamp assemblies with longer cable (cable length +1.5 m)	-	-	-	O	-	O	£39
634KE	Preparation for tail lamp assemblies with longer cable (cable length +1.5 m)	-	-	-	O	-	O	£39
635HB	Engine start plus remote start function	O	O	O	O	-	O	£35
	Trailer Hitches							
630DD	Trailer hitch preparation (incl. trailer stabilisation) with wiring harness, outlet, and control unit	O	O	O	O	-	O	£213
630DB	Rigid trailer hitch (incl. trailer stabilisation)	O	O	O	O	-	O	£629
630DC	Removable and lockable trailer hitch (incl. trailer stabilisation)	O	O	O	O	-	O	£784
630DE	Trailer hitch preparation (incl. trailer stablilization) with wiring harness, outlet, control unit and towing bracket	O	O	O	O	-	O	£521
	Wheels and Tyres							
633KB	Hub cap with chrome emblem	O	O	S	O	O	O	£21
633YK	All-season tyres	O	O	O	O	O	O	£195
639HT	Alloy wheels 6.5J x 17	O	O	-	O	O	O	£1,198
630BB	Lockable wheel bolts (for steel and alloys wheels)	O	O	O	O	O	O	£28







O = Optional
- = Not Available
This list details most common options and is subject to change without prior notice.
NB. Some options may not be compatible with others, and some are only available in combinaton with others. If in doubt, refer to your individual configuration.


TYRE LABEL.

MAN TGE							
Summer tyres	Size	Tyre Class	Fuel Efficiency	Wet Grip	External rolling noise	Snow Grip	Ice Grip
	205/75 R 16 C 113/111	C2	B	A	 – 	-	-
	235/65 R 16 C 115/113	C2	B	A - B	 – 	-	-
	235/65 R 16 C 121/119	C2	B	A		-	-
	235/60 R 17 C 117/115	C2	B	A		-	-
All-season tyres	Size	Tyre Class	Fuel Efficiency	Wet Grip	External rolling noise	Snow Grip	Ice Grip
	205/75 R 16 C 113/111	C2	B - C	A - B			-
	235/65 R 16 C 115/113	C2	B	A			-
	235/65 R 16 C 121/119	C2	B	A			-
	285/55 R 16 C 126/124	C3	D	A			-

TYRE LABEL.


MAN TGE

Winter tyres	Size	Tyre Class	Fuel Efficiency	Wet Grip	External rolling noise	Snow Grip	Ice Grip
	205/75 R 16 C 113/111	C2	E	B	 – 		-
	235/65 R 16 C 115/113	C2	C - E	B	 – 		-
	235/65 R 16 C 121/119	C2	C	B			-
	205/70 R 17 C 115/113	C2	C	B			-




Rolling resistance / Fuel efficiency – The fuel efficiency class of the tyres varies depending on the rolling resistance between


- A are the most efficient tyres and save fuel
- E are the least efficient tyres and consume most fuel




Wet grip – the wet grip class informs about the braking characteristics in wet weather conditions and ranges from A (greatest security) to E (lowest security).



External rolling noise – a quieter tyre increases the driving comfort and relieves the environment by reducing noise emission. The rolling noise of the tyres is measured in decibels (DB) and divided in three levels.



Snow grip – tyres marked with this characteristic are suitable for use in extreme snow conditions. Only tyres with this illustration on the tyre label or the tyre edge are permissible winter tyres.



Ice grip – tyres marked with this characteristic are designed for road surfaces covered with ice or snow. This specification is only available if the tyre can show this property.

Detailed information on tyre labeling can be obtained from the configuration of the vehicle and on the quote/tender. Your MAN Service Partner is happy to answer any questions and give detailed information. Further information on tyre marking can be found on the Commission's website: [tyres | EU Commission \(europe.eu\)](#)

- The actual fuel savings and traffic safety depend on the own personal driving style:
- The fuel consumption can be significantly reduced by environmentally friendly driving.
 - To improve fuel efficiency and wet adhesion, the tyre pressure must be checked regularly.
 - The stopping distance must always be considered. Ice tyres are designed for road surfaces with ice layer or roads covered in snow and should only be used in very difficult weather conditions (e.g. low temperatures).
 - The use of ice tyres within less difficult weather conditions (for example, wet or warmer temperatures) can lead to suboptimal performance, especially with regard to wet grip, handling and wear.

It is not possible to order a specific make of tire for logistical and production reasons.

PAINT FINISHES.

Your new MAN TGE is like a business card on wheels:

Whether solid-colour, metallic, pearl effect or special paint finish, you can now show your true colours and make a great impression.

- 1 Ontario Green
- 2 Deep Ocean Blue
- 3 Candy White
- 4 Indium Grey metallic
- 5 Neon Orange
- 6 Deep Black pearl effect
- 7 Cherry Red
- 8 Reflex Silver metallic

And if Candy White still isn't sweet enough for you, or Deep Black a little too bright, we offer over 110 other paint finishes for you to choose from.



NOTES.

Unladen vehicle weights listed here include 75 kg for the driver and all operating fluids and fuel tank at 90% full, and are subject to manufacturing tolerance of +/- 2.5%. The unladen weights are calculated using standard UK specification, and in case of panel vans show high roof. Equipment or equipment lines may affect the unladen weight. Contact your MAN dealer for a specific vehicle weight based on your exact configuration required. A vehicle's actual payload, which results from calculating the difference between the gross vehicle weight and the unladen weight can only be determined by weighing the individual vehicle.

Engines are fitted with a multi-step exhaust gas after-treatment system (diesel particulate system and SCR catalytic converter). The SCR catalytic converter (Selective Catalytic Reduction) selectively converts nitrogen oxide (NO_x) exhaust components into diatomic nitrogen (N₂) and water (H₂O). The conversion is carried out with the help of a synthetically-produced, water-based urea solution such as AdBlue® (ISO 22241-1/AUS 32), which is stored in an auxiliary tank. Depending on the vehicle, the customer must also refill the AdBlue® independently or have it refilled at the MAN Service-Partner between service intervals.

Please note that some optional extras are bound to specific combinations and/or cannot be combined and may be subject to certain legal requirements. MAN will explicitly not be held liable for the improper use of such optional equipment. Certain optional extras may lead to longer delivery periods.

The vehicles illustrated in this document may include optional equipment at extra charge.

We reserve the right to alter specification and price without prior notice.

NOTES.

MAN Truck & Bus UK Ltd.,
Frankland Road, Blagrove,
Swindon. Wiltshire SN5 8YU
www.mantruckandbus.co.uk

Ref: MAN TGE Van Technical Price and Data /09
Issue Date: September 2021
Subject to modifications in the course of progress.