

# THAT'S NO VAN. THAT'S A MAN.

The MAN TGE.

UK  
Specification  
MY2022





Contents

<b>Intro</b>	<b>4</b>	Superstructures	40
The models at a glance	6	Equipment packages	42
Panel Van Trim Levels	9	<b>Innovations and safety</b>	<b>44</b>
E-mobility	12	Additional assistance systems	48
Connectivity	14	<b>Aftersales</b>	<b>50</b>
<b>Interior and exterior</b>	<b>16</b>	<b>Drive and engines</b>	<b>54</b>
Storage system	18	<b>Vehicle line-up</b>	<b>58</b>
Connectivity – infotainment	20	<b>Additional equipment</b>	<b>60</b>
Connectivity – call services	22	General and additional information	61
Air conditioning	23		
Seating and seat configurations	24		
Loading compartment	26		
Front and rear design	30		
Wheels and paint finishes	32		
<b>Versatility</b>	<b>34</b>		
Van options	36		
Electric transport	38		





INTRO

**IT ENDS THE DAY  
LEAVING ONLY THE  
WORK EXHAUSTED.**



**The MAN TGE has probably more commercial vehicle experience behind it than any other van.**

Whether for construction jobs, forestry, passenger transport or quarry work, this van can handle almost any terrain. Available in a wide range of configurations and offering plenty of digital features, it also comes with customer-oriented service that ensures you always get the job done right. For over a century, MAN has been the global leader in commercial vehicles, so no one knows your needs better. And with our 24-hour service, we're always there when you need us. Learn more now about the truck among vans.



**1 – The panel van**  
**Loads of load space.**

The MAN TGE panel van can safely deliver any freight to its destination. Its spacious loading compartment with up to 18.4 m<sup>3</sup> of volume offers plenty of room to spare. Up to 14 lashing points and rails<sup>1</sup> embedded in the floor, side walls, end wall and roof keep everything right where it should be.

**2 – The minibus**  
**Where every passenger is a VIP.**

The MAN TGE minibus can accommodate up to 19 passengers in addition to the driver. With its numerous seating arrangements and air-conditioning as well as its equipment and configuration options ensuring the highest possible flexibility and comfort.

**3 – The chassis**  
**'Cause this is no picnic.**  
Whether configured together with a chassis with platform body or as a tipper, tipper with crane, roll-off skip loader, set-down skip loader, tow truck or skylifter truck – the MAN TGE in all its shapes and versions is your reliable partner on the job. And with the crew cab option, you can even take six hard-working colleagues along with you.

<sup>1</sup>Optional equipment at extra cost.

# EVERYTHING YOU NEED AND MORE. THE MAN TGE.



1



2



3





## The TGE Lion XS

### The TGE Lion XS Panel Van

Standard Specification

#### Features include:

##### Audio and Communications

MAN Radio Van, USB and Bluetooth connection  
2 speakers

##### Cab

MAN fabric seat covers (Anthracite)  
Multi-function display plus  
Comfort single driver's seat including 2-way lumbar support, armrest and height adjustment  
Dual passenger seat  
Electromechanical steering  
Rubber floor covering  
Steering wheel with reach and rake adjustment  
12v sockets

##### Cargo Area

Full-height steel bulkhead without window  
Rear wing doors without window  
Two load-lashing rings on 'B' pillar  
Grab handles on rear entry pillars  
Interior LED lighting system  
Lashing rings for load restraint system

##### Exterior

Manually adjustable door mirrors  
Rear wing doors with 270° hinges  
Manual side sliding door passenger side  
75 litre fuel tank  
18 litre Adblue® tank



##### Safety and Security

Anti-lock Braking System (ABS)  
Electronic Brake Assist (EBA)  
Electronic Stability Control (ESC)  
Cross Wind Assist  
Driver's airbag  
Engine immobiliser  
Remote central locking with two remote keys  
Seatbelt warning light for driver  
Three-point inertia-reel seatbelts for all seats  
Windscreen wiper with variable intermittent delay and wash-wipe system  
Parking Brake with hill start assist  
Cruise control system with speed limiter

##### Electrics

Alternator 140 A  
Battery 520 A (92 Ah)  
Start-stop system with regenerative braking  
Preparation for Bodybuilder module  
Halogen main headlights with range control and daytime running function  
Operating voltage 12 V  
Terminal block

##### Wheels and Tyres

16" x 6.5J steel wheels  
Full size steel spare wheel  
Tool kit and jack  
Tyres with low rolling resistance



# The TGE Lion XC

**The TGE Lion XC Panel Van**  
Standard Specification (in addition to Lion XS)

**Features include:**

**Audio and Communications**  
MAN Media Van 6.5" colour touchscreen, USB and Bluetooth connection  
2 speakers  
DAB+  
Wired smartphone integration  
3-button-module for information and emergency calls  
Preparation for rear view camera

**Cab**  
Multi-function steering wheel  
Overhead storage compartment with two 1-DIN standard slots

**Cargo Area**  
Cargo area anti-slip floor covering

**Exterior**  
Electrically heated and adjustable mirrors



# The TGE Lion XP

**The TGE Lion XP Panel Van**  
Standard Specification (in addition to Lion XS)

**Features include:**

**Audio and Communications**  
MAN Media Van Business Navigation, 8" colour touchscreen  
4 speakers  
Satellite navigation system  
DAB+  
Wired and wireless smartphone integration  
Voice control  
3-button-module for information and emergency calls  
Rear view camera

**Cab**  
Multi-function steering wheel  
Overhead storage compartment with two 1-DIN standard slots  
Dual passenger seat with additional storage  
Manual air conditioning

**Cargo Area**  
Cargo area anti-slip floor covering

**Safety and Security**  
Park distance control in front and rear with sensor-based side protection  
Lane change system

**Exterior**  
Electrically heated, foldable and adjustable mirrors

**Wheels and Tyres**  
Wheel caps with chrome emblem





# READY FOR ALL MISSIONS. WITHOUT EMISSIONS.



**The urban and suburban logistics industry is constantly changing and becoming ever more complex:** The growth in commodity and distribution traffic is increasingly confronted with societal demands for sustainability, especially where the reduction of pollutants and noise emissions are concerned. With its comprehensive, innovative and holistic transport concepts as well as the expansion of an all-electric vehicle fleet – featuring the MAN eTGE – MAN provides tailor-made solutions for the

urban logistics of the future. As a fully electric series-production vehicle, the MAN eTGE can compete with the total cost of ownership of a MAN TGE Diesel. But its direct economic benefits aren't the only thing that makes its purchase exciting. Its CO<sub>2</sub>-free drive does its part to improve city air and is so quiet that deliveries can easily be made at night, thus expanding shipment hours and increasing schedule flexibility. In addition to providing a high-performance vehicle, we offer comprehensive fleet

advice for the ideal introduction to electromobility and are at your side with MAN Transport Solutions throughout the entire life cycle of the MAN eTGE. Along with the usual support in service and maintenance, the specialist advisors at MAN Transport Solutions offer assistance on issues that range from electric vehicle deployment and route planning to charging infrastructure and energy supply.

## RE-ENERGISE YOUR COMPANY WITH MAN TRANSPORT SOLUTIONS.



### Operational analysis and mobility concept

We work together with you to analyse the current state of both your business as well as your fleet deployment and then develop a tailor-made mobility concept to provide a cost-efficient launch into the world of e-mobility.



### Charging infrastructure and energy supply

Together we develop the charging infrastructure, simulate vehicle deployment and charging processes and establish the optimal energy supply strategy for your business to make your transition to e-mobility as easy and successful as possible.



### E-mobility entry and fleet integration

We provide comprehensive advice on the use and maintenance of your electric vehicles, offer employee training support and are always there as a competent partner for your service workshop.





CONNECTIVITY

# IN THE NET AND ON THE GO — WITH MAN CONNECT.

By connecting driver, vehicle and environment, MAN Connect and the new infotainment generation with online compatibility bring the digital revolution directly to your MAN TGE.

The new infotainment systems<sup>1</sup> can be conveniently connected to your smartphone and enable you to use compatible apps via MAN SmartLink. Depending on the equipment option, the vehicle also offers its own online services. In the event of a breakdown or emergency, call services can be quickly accessed with the new 3-button module<sup>2</sup> in the roof console, ensuring your safety no matter what the situation.

Also, the standard installation of the new MAN Telematic Box<sup>3</sup> in vehicles from model year 2021 onwards will make them all compatible with MAN DigitalServices. In the future, MAN TGE will be able to offer customers a wide spectrum of services that will pave the way for the development of their digital fleets. The new MAN Telematic Box will be the interface for providing a comprehensive overview of fleet and vehicle data and supplying valuable information to help increase efficiency.

Let MAN take your company one step further into the future of mobility.

<sup>1</sup>Connectivity available starting with the "MAN Media Van" version.

<sup>2</sup>Not available for eTGE and chassis for special bodies (e.g. wind tunnel, platform, motorhomes) as well as vehicles without radio and vehicles with preparation for radio installation. <sup>3</sup>Exception: not available for eTGE, vehicles without radio and vehicles with preparation for radio installation.



A detailed photograph of the interior of a MAN TGE truck. A man with a beard, wearing a red and black plaid shirt, is seated in the driver's seat, looking down at a smartphone in his hands. The truck's dashboard is visible, featuring a central infotainment screen displaying the MAN logo. Below the screen are several control knobs and buttons. The steering wheel also has the MAN logo. The background shows a blurred city street scene with pedestrians and buildings.

INTERIOR AND EXTERIOR

**LAND YOURSELF  
A CUSHY JOB!**

Whether heading to work, on the construction site or taking a well-earned break, the MAN TGE is a true professional that goes wherever you go.

The ergonomic driver's workstation offers you incomparable comfort on the move – and even on rocky, uneven roads. The same goes for the infotainment system<sup>1</sup> that can be conveniently controlled by voice command, allowing you to focus more of your attention on the road. The ingeniously versatile loading compartments and storage areas keep your workday in order.

<sup>1</sup>Optional equipment at extra cost.





## TOP Storage system.

**The extraordinary interior of this van immediately sets it apart from the rest.**

The sophisticated storage concept has a place for everything you need, from work gloves to a ruler. Besides the especially large and deep storage areas underneath the entire length of the windshield, additional storage compartments or areas are mounted to the roof, above the spacious glove compartment and in the doors. The MAN TGE offers even more storage space under the folding bench seat. Practical compartments and holders are also available on the foldable seat back of the front passenger double seat bank. The dashboard includes two cup holders on both the driver and front seat passenger sides, two or optionally three 12 V outlets as well as a mini jack. Two USB ports right next to the gear lever complete the intuitive workstation.



- 
- 1 Storage space under the bench seat
  - 2 Foldable seat back with cup holders, tablet holder and storage compartment
  - 3 Storage compartments in the doors
  - 4 USB port
  - 5 Cup holder
  - 6 12 V power socket
  - 7 Lockable glove compartment
  - 8 Sophisticated storage system with compartments
  - 9 Overhead storage unit

Some items shown may be optional at extra cost.



# Connectivity – infotainment.

The new generation of online-compatible infotainment systems will make your workday easier than ever before. In interaction with the standard Telematic Box<sup>1</sup>, these systems will provide you with access to a wide variety of mobile online services that are optimally tailored to the diverse needs of your industry. Intuitive and easy to operate, the new infotainment systems are available in

four different functional ranges. You can choose either a standard radio with optional call service or a more all-inclusive system with Online Navigation and the innovative and expandable InVehicle Apps, which can help you with refuelling and parking, for example, by providing useful information on parking fees and fuel prices.



- 1 – MAN Media Van Business Navigation<sup>2</sup> – The all-round carefree package.**
- 8-inch TFT colour display
  - DAB+ compatible
  - Hands-free kit
  - Wireless MAN SmartLink for connecting a smartphone via Bluetooth or WLAN
  - Includes two-year license for navigation function with live traffic function, regular map updates (can be renewed via MAN Now)
  - Use of online services (InVehicle Apps: weather updates, current news)
  - Use of music streaming services via the smartphone (MAN SmartLink™, Apple CarPlay™, Android Auto™)



<sup>1</sup> Exception: not available for eTGE, vehicles without radio and vehicles with preparation for radio installation. <sup>2</sup> Optional equipment at extra cost (standard with Lion XP). <sup>3</sup> Optional equipment at extra cost. <sup>4</sup> Optional quipment at extra cost (standard with Lion XC).

# Connectivity – infotainment.

- 2 – MAN Media Van Business<sup>3</sup> – advanced comfort.**
- 8-inch TFT colour display with touch screen
  - DAB+ compatible
  - Hands-free kit and MAN SmartLink for connecting a smartphone via Bluetooth or WLAN
  - Use of online services (InVehicle Apps: weather updates, current news) without navigation function
  - Use of music streaming services via the smartphone (MAN SmartLink™, Apple CarPlay™, Android Auto™)



- 3 – MAN Media Van<sup>4</sup> – entry into connectivity.**
- 6.5-inch TFT colour display with touch screen
  - DAB+ compatible
  - Hands-free kit and MAN SmartLink for connecting a smartphone via cable
  - Use of music streaming services via the smartphone (MAN SmartLink™, Apple CarPlay™, Android Auto™)

- 4 – MAN Radio Van – just radio.**
- Entry level version with the basic “radio” function (not DAB+ compatible)
  - SD card slot available





## Connectivity – call services.

Digital call services via the 3-button module<sup>1</sup> now make it possible to receive speedy help in emergency situations.



### What is the 3-button module?

The 3-button module is a new feature in the roof console of the MAN TGE. In the event of an emergency call, you will be connected with the appropriate contact person at the mere touch of a button or the deployment of the airbag, sparing you a time-wasting search for phone numbers in a potentially hazardous situation. You will be quickly connected – without an additional mobile phone.

The 3-button module is compatible with all infotainment systems and it's already integrated into the roof console of three models in advance. In the “MAN Radio Van” entry-level version, the 3-button module can be installed factory-direct for an extra charge.



### MAN info call:

For professional solutions to vehicle-related problems, the MAN info call connects to the MAN Mobile24 centre with a mere touch of the “i” button. Here you'll find professional answers to all of your questions.



### MAN breakdown service:

In the event of a breakdown, you will be connected at the touch of a button on the wrench symbol to the MAN Mobile24 headquarters call centre, where an employee will welcome and advise you in the infotainment system language of your choice. At the same time, important vehicle data such as location and malfunction codes are transmitted directly to MAN Mobile24, ensuring a speedy diagnosis and repair.



### Emergency call:

In the event of an accident that triggers the airbag, a voice connection to the emergency call centre is automatically established via the emergency services number. For medical emergencies, the emergency call can be activated manually using the signal red SOS button. The module then simultaneously transmits the vehicle location and other legally required information to accelerate rescue operations.

<sup>1</sup> Not available for eTGE and special bodies (e.g.cowl, running chassis, camper) as well as vehicles without radio and vehicles with preparation for radio installation.

## Air conditioning.

In the MAN TGE, you always feel comfortable in your job.

You can choose between manual Climatic control<sup>1</sup> or fully automatic Climatronic<sup>1</sup> climate control.

In the MAN TGE combi van, an air duct under the roof console keeps your passengers comfortable on every journey. This air flow in the duct can be individually adjusted using a separate controller. All other minibus models (TGE City, TGE Intercity, TGE Coach) can also be equipped with a separate air conditioning control for the passenger compartment. Tinted, insulating windows<sup>1</sup> also keep temperatures comfortable in the passenger area. So no matter where you go or what the weather, in the MAN TGE you can always rely on a pleasant work climate.

### 1 – Heating and ventilation

The MAN TGE comes with heating and ventilation as standard.

### 2 – Climatic (manual)<sup>1</sup>

The infinitely variable control of the air conditioning system ensures that the temperature can be adjusted to the desired level.

### 3 – Climatronic (automatic)<sup>2</sup>

With this system, temperatures can be individually adjusted in two or three zones including the driver, front seat passenger and loading/passenger areas. It takes into account the intensity of the sunshine and the exterior temperature, and then adjusts the air conditioning to compensate. Automatic air recirculation, an air quality sensor, additional air vents in the roof liner<sup>1</sup> and optional additional heating also ensure your comfort.

<sup>1</sup> Optional equipment at additional cost (standard with Lion XP).

<sup>2</sup> Optional equipment at additional cost.





Seating.

When it comes to seating, the MAN TGE offers you a similarly impressive range of options. There are six seating options ranging from “Standard”, “Comfort”<sup>1</sup> or “Comfort Plus”<sup>1</sup>, all available as swivel seats<sup>1</sup>, to the extraordinarily ergonomic “ergoComfort”<sup>1</sup> seat featuring the AGR seal of approval and even a massage function in the “ergoActive”<sup>1</sup> version. We also offer a wide selection of seat covers for the Man TGE. Choose between (a) the extremely abrasion-resistant, long-lasting seat covers<sup>2</sup> made of the robust “Marathon”<sup>1</sup> material popular in utility vehicles, (b) the standard fabric seat covers “Toronto Grid” or (c) the high-quality seat covers in “Mesh”<sup>1</sup> synthetic leather.



**1 – Rear bench crew cab**  
The bigger your team, the faster you can get the job done. The rear bench seat in the crew cab van offers plenty of room for four additional passengers.



**2 – Driver’s seat “Comfort Plus”<sup>1</sup>**  
The driver’s seat “Comfort Plus” features electrically adjustable four-way lumbar support as well as folding armrests on both sides, making your ride to work smoother than ever, even over long or bumpy roads.



Seat configurations.

Single seat „Standard“ and „Comfort“

	„Standard“	„Comfort“	„Comfort Plus“	„Swivel seat“
Backrest adjustment	•	•	•	•
Length adjustment	•	•	•	•
Height adjustment		•	•	•
Seat cushion tilt adjustment		•	•	•
Manual 2-way-lordosis		•		
Electric 4-way-lordosis			•	•
Armrest inside		•		
Armrest left/right			•	•
Rotating function approx. 180°				•

„Single suspended seat“

	„ergoComfort“	„ergoActive“
Backrest adjustment	•	•
Length adjustment	•	•
Height adjustment	•	•
Seat cushion tilt adjustment	•	•
Electric 4-way-lordosis	•	•
Armrest left/right	•	•
Swing-unit with weight adjustment	•	•
Seat depth adjustment	•	•
Massage function		•

Operating element swivel seat:  
1 Swing unit with weight adjustment  
2 Length adjustment  
3 Height adjustment  
4 Seat depth adjustment  
5 Seat cushion tilt adjustment  
6 Backrest adjustment  
7 Electric 4-way-lordosis  
8 Headrest adjustment  
9 Armrest adjustment



## LOADING COMPARTMENT



## Loading compartment.

**The MAN TGE's dimensions are everything you could ask for.**

The panel van offers a choice of two wheelbases, three lengths and three heights available with a loading compartment area ranging up to 18.4 m<sup>3</sup>. Depending on

the version, the vehicle length ranges from 5.98 to 7.39 metres and the vehicle height from 2.35 to 2.83 metres. The total permissible weight is up to 5.5 tons. An additional 3.5 tons can be transported using the trailer hitch. The chassis

also comes in two versions with a chassis cab or crew cab. The chassis with platform body is available factory-direct in four lengths with the platform length ranging up to 4.7 metres.



The specified load volume refers to the version with front wheel drive.





Images for reference only.

The loading compartment is equipped with a robust wood floor<sup>1</sup> or a universal flooring<sup>2</sup> that allows you to quickly install or remove your individualized shelving system as required.

You can choose to have the lashing rails installed on the loading compartment floor, ceiling, side walls or divider wall. Wall panelling made of laminated wood or synthetic twin-wall sheets is also optionally available. The loading compartment is superbly illuminated by the standard bright LED lights. The MAN TGE also features a low loading edge and an extra-wide sliding door with a 1,311 mm opening width.

#### Interior fittings:

##### **TOP 1 – Preparation for configurations**

A large number of hex holes for M6 screws allow you to easily install shelves and cabinets above and below the window area.

##### **2 – Low loading edge<sup>3</sup>**

The front-wheel drive in combination with the low 100 mm loading edge simplifies loading and unloading. An additional step<sup>1</sup> across the entire length of the vehicle rear, or the right half if there's a trailer hitch, is also available for easier access.

##### **3 – Lashing rails and lashing points<sup>2</sup>**

Lashing rails can be installed on the loading compartment floor, ceiling, side walls or divider wall as required. Lashing points installed in the floor are standard.

##### **4 – Interior ceiling-mounted racks<sup>2</sup>**

Offers easy storage for longer items. Both parts of the rack can be moved along the vehicle ceiling to adjust the length for all kinds of goods. They are removable when not in use.

##### **5 – Floor and wall panelling<sup>2</sup>**

Robust wood floor or **TOP** innovative universal flooring; wall panelling made of laminated wood or synthetic twin-wall sheets (optional).

##### **TOP 6 – Loading compartment lighting**

Bright, long-lasting LED lights are standard.

##### **7 – Door opening angle**

The rear doors open either 180° or 270°; extra-wide sliding door on the side with a 1,311 mm opening width.



<sup>1</sup> Optional equipment at extra cost (standard with Lion XC and Lion XP). <sup>2</sup> Optional equipment at extra cost.

<sup>3</sup> Figure refers to the TGE panel van with front-wheel drive in comparison to the rear-wheel drive and all-wheel drive 4x4 models.





## Front and rear design.

**The first thing about the MAN TGE that grabs your attention is – that it grabs your attention.**

With the optional LED headlights and LED daytime driving lights, it turns heads just as effectively as it keeps you securely on track when driving at night. The extra-narrow A-pillars and large windshield ensure you can see far and wide. The extra-large rear-view mirrors with additional wide-angle function make your trip even safer. The van's astonishing aerodynamics result in a low drag coefficient and significant savings at the fuel pump.



**Headlights:** optional LED headlights with LED daytime driving lights.

**Radiator grille:** with eye-catching MAN lion, embedded in a high-gloss chrome trim.

**Rear-view mirrors:** large rear-view mirrors, optionally with electric adjustment and folding function, heated, extra wide viewing angle and impact-protected indicator lights.

## FRONT AND REAR DESIGN







## Wheels.

**The MAN TGE's wheels keep you rolling in style.**

It's your choice: light-alloy wheels, steel wheels with full hub caps or with wheel centre caps.

- a Steel wheels with full hub caps<sup>1</sup>
- b Steel wheels with chrome wheel centre caps<sup>2</sup>
- c Light-alloy wheels<sup>2</sup>

## Paint finishes.

**Your new MAN TGE is like a business card on wheels:**

Whether solid-colour, metallic, pearl effect or special paint finish, you can now show your true colours and make a great impression.

- 1 Ontario Green
- 2 Deep Ocean Blue
- 3 Candy White
- 4 Indium Grey metallic<sup>2</sup>
- 5 Neon Orange
- 6 Deep Black pearl effect<sup>2</sup>
- 7 Cherry Red
- 8 Reflex Silver metallic<sup>2</sup>

And if Candy White still isn't sweet enough for you, or Deep Black a little too bright, we offer over 110 other paint finishes for you to choose from.

<sup>1</sup> Optional equipment at extra cost (standard with Lion XP).

<sup>2</sup> Optional equipment at extra cost.





VERSATILITY



**WOULD HAVE BUILT  
ROME IN A DAY.**







**The MAN TGE is always a smooth operator even under the toughest conditions.**

The two wheelbases, three heights and three lengths available make it the perfect choice no matter what the job. The two wheelbases are 3,640 mm and 4,490 mm. The loading compartment lengths<sup>1</sup> range from 3,450 mm to 4,855 mm, and the loading compartment heights<sup>2</sup>

from 1,726 mm to 2,196 mm. Choosing the largest height and length results in a maximum loading compartment volume of 18.4 m<sup>3</sup>. The chassis allows a maximum body length of 5,550 mm with a chassis cab, and a maximum length of 4,300 mm with a crew cab. And no matter which variation you select, the MAN TGE always packs a punch with a

permissible total weight of 3.5 t to 5.5 t. An additional 3.5 tons can be transported using the trailer hitch. The maximum payload of the 3.5-ton version is particularly impressive – it can shoulder up to 1.8 t. It always offers the right combination of performance and generous space. How's that for power?

Van options<sup>1</sup>

The MAN TGE panel van.



The MAN TGE crew cab.



The MAN TGE chassis cab.



<sup>1</sup>Length measured at the vehicle floor incl. subfloor storage compartment extending past the divider wall. Load length is shorter in the upper area of the loading compartment. <sup>2</sup>With front wheel drive.

<sup>1</sup>The dimensions shown refer to vehicles with front-wheel drive and factory-direct chassis with dropside body.



## ELECTRIC TRANSPORT



# UPDATE YOUR FLEET.

## MAN eTGE.

**Our MAN eTGE with its fully electric drive sneaks through the urban jungle on quiet paws.**

With functionality, efficiency and reliability that leave a lasting impression, the powerful MAN eTGE can meet every current and future challenge that urban traffic poses for a freight or transport vehicle:

### Drive

The permanent magnet synchronous machine delivers a peak output of 100 kW (136 hp)<sup>1</sup> and the immediately accessible full torque of 290 Nm ensures optimum acceleration.

### Battery

Installed under the loading compartment, the MAN eTGE's 35.8 kWh high-voltage battery<sup>2</sup> ensures optimum weight distribution with no loss of load space in comparison with the rear or all-wheel drive.

### Charging options

With the provided cable, the MAN eTGE can be conveniently charged overnight or during work, for example, at any 230 V socket. At the practical AC Wallbox with a connected load of 7.2 kW, the MAN eTGE can be fully charged in just 5 hours and 20 minutes. 80% of the battery can be charged in 45 minutes at a rapid charging station (DC charging up to 40 kW).

### Reach

The MAN eTGE really comes into its own in urban and stop-and-go traffic. Its real reach<sup>3</sup> of 130-140 km with a maximum payload of 950 kg means the average daily urban mileage of 60-80 km is easily achievable at full loading capacity.

### Cost – diesel vs. eTGE

After four years of mileage, the eTGE reaches a level of cost equality (TCO) with the diesel TGE. When state subsidies, tax advantages and lower energy costs are taken into consideration, it may even prove to be the more economical of the two. If you are in the process of purchasing or switching to a MAN eTGE, our Transport Solutions consultants are will be happy to provide you with professional fleet advice.



<sup>1</sup> Energy consumption according to WLTP 29,1 kWh/100 km. <sup>2</sup> MAN offers an 8-year guarantee on the battery: guaranteed for 8 years or 160,000 km, whichever comes first, residual capacity of at least 70%. Damage caused by external intervention is not covered by the guarantee. <sup>3</sup> Range according to WLTP 115 km. Range according to NEDC 173 km.





## Superstructures.

**No matter what the challenges of your work or where it takes you:**

Our industry expertise, years of experience and wide network of superstructure manufacturers can deliver the perfect solution for your business. The MAN TGE can be configured to match your requirements as a tipper, skylifter, ambulance vehicle or mobile workshop. Just tell us what you need and we'll take care of the rest.

**TOP** Factory-direct superstructures.

**Nobody likes to wait for delivery of their new vehicle, and especially not when it's a MAN TGE.**

That's why we offer a large range of industry-specific and individual superstructures ready-made and factory-direct. You can configure your MAN TGE to your precise individual requirements. Whether as a chassis with platform body, tipper or box with integrated shelving – we deliver your vehicle so fast and efficiently you'll hardly notice the wait. Those who can't wait for more than a couple of days for their new MAN TGE in the right configuration can access our 'vans to go', a wide range of complete vehicle solutions which are available immediately.



1 – Platform body with crane; 2 – Lightweight box; 3 – Service vehicle with shelf extension; 4 – 5.5 t model with 3-side tipper



# Equipment packages.

You can choose among a wide range of factory-direct equipment packages available at attractive prices.

## Safety packages.

### Active safety package:

- Adaptive cruise control (ACC) with speed limiter
- Emergency brake assist (for adaptive cruise control ACC up to 160 km/h)
- Heated, foldable exterior mirrors with electric adjustment
- Lane change assist with active lane assist
- Parking assist in front and rear as well as lateral protection assist
- Fog lights including cornering light

### Passive safety package:

- Airbag for driver and front seat passenger with front seat passenger airbag deactivation
- Side and head airbags for driver and front seat passenger
- Tyre pressure indicator
- Fog lights including cornering light
- Step lighting front, can be deactivated

### Light and vision package:

- Light Assist high-beam assist
- Daytime driving lights with headlight activation (automatic), “leaving home” function and manual “coming home” function
- Intermittent windshield wiper operation with light and rain sensor
- Fog lights including cornering light

## Comfort packages.

### Comfort package:

- Three 12 V outlets in the driver cab
- Storage package 2: Two 1 DIN slots and reading lamp mounted in the roof
- Multifunction steering wheel (three spokes)
- Driver seat “Comfort Plus”
- Premium interior noise damping

### Comfort package plus:

- Three 12 V outlets in the driver cab
- Storage package 2: Two 1 DIN slots and reading lamp mounted in the roof
- Chrome package
- Multifunction leather steering wheel (three spokes), heated
- Suspension seat “ergoActive” for the driver
- Premium interior noise damping
- Cruise control with speed limiter
- Step lighting front, can be deactivated

### Winter package:

- Additional water heating with programmable park heating and radio remote control
- Headlight cleaning system with heatable windscreen washer nozzles in the front and washer water level indicator

## Industry-specific packages.

### Tipper construction package:

- Electric terminal strip and control unit with bodybuilder programming
- Preparation for tow-bar (including roll-over stabilisation) with cable set, outlet and control unit
- Rear window
- Interior safety mirror, dimmable
- Preparation for three-way tipper
- Mud flap in front
- Position lights on the front roof
- Second battery with cut-off relay and battery monitoring

### Driver assist distributor package<sup>1</sup>:

- “Rear View” reversing camera
- Heated, foldable exterior mirrors with electric adjustment
- Lane change assist
- Parking assist in front and rear as well as lateral protection assist

### Loading compartment distributor package:

- Additional step across the entire length of the vehicle rear
- Cab doors with reinforced door hinge on the driver side
- Wooden floor in the load compartment, with loading edge protection in rear
- Side interior trim in passenger/load compartment made of medium-height twin-wall plastic sheets





INNOVATIONS AND SAFETY

**YOU WORK ALONE, BUT  
THEY'VE GOT YOUR BACK.**





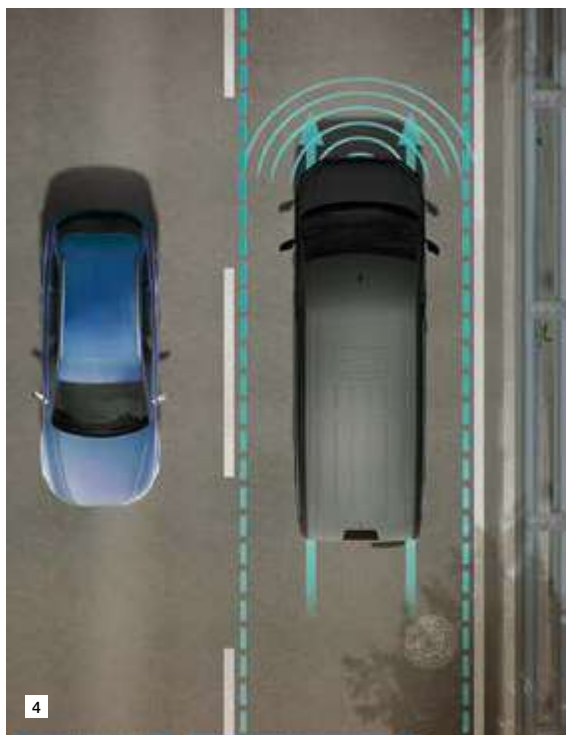
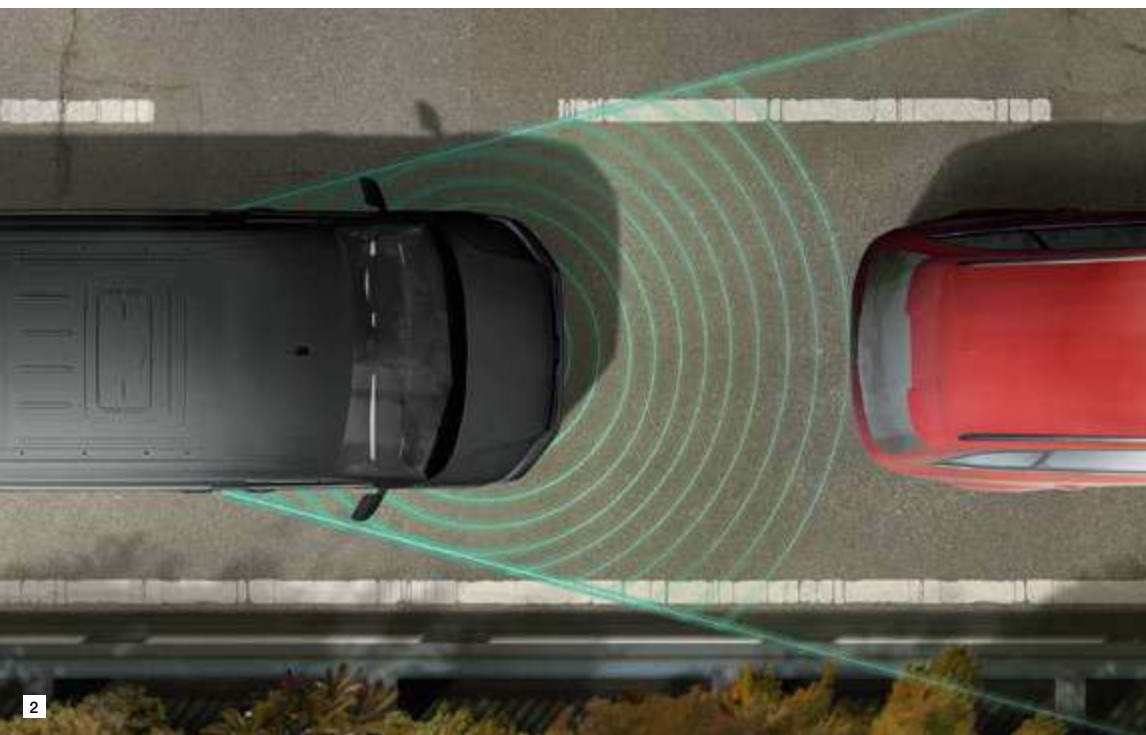
# TOP Innovations and safety.

## You need a team you can rely on.

Which is why the MAN TGE comes with a range of innovative safety systems to help you, depending on their respective capabilities of the selected system, to concentrate on your work and prevent costly damage to your vehicle at the same time.

### **P** 1 – park steering assist<sup>2</sup>

When activated, the park steering assist takes over the steering of the vehicle during parking, slipping the MAN TGE smoothly and accurately into the narrowest spots. The driver continues to operate the acceleration and brakes manually, remaining in full control of the vehicle. The system makes parking easier than ever in the MAN TGE, and prevents damage from parking errors.



### **2** – Emergency brake assist EBA as standard equipment

If the MAN TGE is approaching an obstacle and the driver doesn't react, as-standard emergency brake assist warns the driver and then activates the brake in case of an emergency. In combination with the automatic transmission, the system automatically brings the vehicle to a complete stop to prevent a collision<sup>1</sup>.

### **3** – Park out assist<sup>2</sup>

A feature of lane change assist, park out assist helps the driver when backing out of a parking place, and brakes the MAN TGE automatically if there is a risk of collision with oncoming traffic.

### **4** – Active lane assist<sup>2</sup>

If the vehicle unintentionally exits the lane, active lane assist automatically compensates and steers the vehicle back into the lane. The system automatically activates at speeds over 65 km/h, and functions reliably even in poor weather conditions or with low visibility.

### **5** – Lateral protection assist<sup>3</sup>



Sixteen ultrasonic sensors monitor the distance of objects on either side of the vehicle and in an emergency warn the driver of objects close to the MAN TGE. At the driver's seat, a convenient display shows objects all around the vehicle and indicates potential collision risks when changing lanes. An acoustic signal also warns the driver of collision risks.

### **6** – Trailer assist<sup>2</sup>

This system can be activated when required. When reversing with a trailer, the MAN TGE automatically follows a previously set turning angle. The driver controls the acceleration and braking only, the steering is automatically controlled by the vehicle.

### **7** – Adaptive cruise control (ACC)<sup>2</sup>

Convenient and practical adaptive cruise control with speed limiter that in combination with automatic transmission can brake the vehicle to a full stop.







## Additional assistance systems<sup>1</sup>.

**Lane change assist<sup>3</sup>:** Lane change assist warns the driver of oncoming traffic in the driver's blind spot when changing lanes at speeds over 10 km/h. The system prevents potential collisions during lane changes – in city traffic and on the highway.

**Crosswind assist:** This system keeps the MAN TGE safely in its lane in case of a side wind or on a laterally sloped road surface.

**Fatigue detection<sup>2</sup>:** This system detects deviations from normal driving behaviour that indicate fatigue, and then advises the driver with an acoustic and visual signal to take a break.

**Multi-collision brake:** When a collision is detected, this system ensures the vehicle fully brakes to prevent further accidents.

**High-beam assist<sup>2</sup>:** This system senses vehicles up ahead or oncoming traffic and automatically switches back to low-beam.

**Light/rain sensor<sup>2</sup>:** This system reacts automatically in darkness or rain, regulating the headlights and windshield wipers accordingly.

**Hill ascent assist:** This system automatically assists start-up on inclines by preventing the vehicle from rolling backwards.

**Parking assist<sup>2</sup>:** This system helps the driver manoeuvre when parking using acoustic and visual signals that indicate the distance remaining in front and behind the vehicle.

**Reversing camera<sup>3</sup>:** Images from this camera are displayed on the cockpit monitor. The system helps the driver when parking, manoeuvring and reversing.

**ABS & ESP:** Electronic stability control is an add-on to the anti-lock braking system. This electronically controlled driver assistance system strategically brakes individual wheels to prevent swerving and skidding.



<sup>1</sup>Within the technical capabilities of the system. <sup>2</sup>Optional equipment at extra cost.

<sup>3</sup>Optional equipment at extra cost (standard with Lion XP).



AFTERSALES

OUR MAINTENANCE FOLLOWS  
A SCHEDULE: YOURS.

One of the best features of the  
**MAN TGE: the MAN team.**

With individual solutions, cutting-edge  
time and maintenance management,  
MAN Genuine Parts and MAN Original  
Accessories, and customized MAN  
ServiceContracts, we effectively clear  
the path for your success. Combined  
with flexible opening hours at our  
MAN service centres and our 24-hour  
roadside assistance, we make sure  
nothing slows you down for long.





### MAN Mobile24

Whether you're in the big city jungle or in the forest: The 24-hour roadside assistance "MAN Mobile24" ensures that you will stay right on track. The MAN roadside assistance is ready to help you out 24/7/365. In case of a breakdown, simply call the Mobile24 number from any European country and speak to a competent partner who is ready to help you in one of 25 languages. If necessary, a MAN mobile service vehicle will be dispatched from one of the approximately 2,000 service centres across Europe. You can view and follow the current status of your breakdown processing at any time with the Mobile24 Tracking Link.



### MAN Services

Once a MAN, always a MAN. That goes for the MAN TGE as well as MAN's repair and maintenance service. Our individualized ServiceContracts include additional services such as a driveline warranty or a complete vehicle warranty. A MAN service contract offers you absolute planning and calculation reliability and reduces your administrative load. You can choose between the "Comfort", "Comfort Plus" and "Comfort Super" ServiceContracts. These contracts help you safeguard your business as well as plan maintenance and inspections intelligently. In an emergency, MAN's mobility guarantee ensures you have transportation to the nearest service centre. That means day and night, you can always rely on our long-lasting, top-quality MAN Genuine Parts. Or you can choose our Ecoline MAN Genuine Parts line of professionally recycled replacement parts at MAN quality standards. These environmentally-friendly parts cost less than new parts as well. MAN Original accessories also include a wide range of comfort, transport and protection products.



### MAN TopUsed

An outstanding offer for an outstanding van: MAN TopUsed is your dependable partner for second-hand vehicles with our own locations for MAN Used in over 30 countries. At [www.topused.man.eu](http://www.topused.man.eu), you can conveniently search for and find the just the used MAN TGE that's right for you. Their comprehensive range of services such as individual financing solutions, trade-ins and Europe-wide use vehicle warranties are indispensable in the search for a second-hand model of one of our high-quality vehicles.



### MAN Financial Services and MAN Rental

Our individually designed finance packages offer you a comprehensive range of options for cost-effectively purchasing a new MAN TGE. Our leasing offers allow you to calculate your costs with even better accuracy, because you only pay for the period of time that you actually use the vehicle. Our insurance products guarantee comprehensive protection against damage caused by you or by third parties. The MAN card offers a convenient method of international payment for fuel and filling station services, and for vehicle-related costs accounting. Our rental offers allow you to increase the capacity of your vehicle fleet at short notice and for a limited period of time. That significantly increases the flexibility of your business's competitiveness. If you need personal help or advice, you can reach us any time. For more information and our contact details go to [www.man.de/fs](http://www.man.de/fs).



### MAN ProfiDrive®

The MAN TGE is a true all-rounder tailor-made for the tasks and challenges of your individual daily drive. Qualified MAN ProfiDrive® trainers help you drive your MAN TGE more intelligently, safely, and efficiently while reducing your operating costs at the same time. MAN ProfiDrive® also includes a range of seminars specifically designed for the van segment. Our areas of instruction:

- Cost-effectiveness
- Vehicle instruction and technology
- Loss prevention/risk management





**Do you cross dirt roads and forest trails to get to work? Then get ready to be amazed by the superb performance of MAN TGE's intelligent all-wheel drive.**

In normal conditions, for example on an asphalt road, the MAN TGE with all-wheel drive is powered by front-wheel drive. But on surfaces with limited traction, it switches to all-wheel drive without you having to lift a finger. And it does so in just a split-second's time.

It not only provides you with decisive safety benefits in urban traffic: All assistance systems are fully networked with the all-wheel drive system, which also makes your drive more comfortable than ever. The full drive power is flexibly distributed across front and back axles, and can be fitted with switchable limited slip differential. This wear-resistant and low-maintenance all-wheel drive is available installed directly at the factory. Forget everything you thought you knew about all-wheel drive. Get behind the wheel of a MAN TGE with all-wheel drive today.

## DRIVE AND ENGINES

# ANYONE FOR A SHORTCUT THROUGH HELL?





Drive and engines.

What’s essential on the job? The drive to succeed. Which is why the MAN TGE is driven by a new generation of cutting-edge diesel and electric engines that deliver power and efficiency on any terrain.

Specially developed for the tough demands of commercial vehicle use, these engines combine a long service life with impressive power and low consumption. So no matter what the transmission or drive type you choose, these engines deliver outstanding performance, high efficiency and superb reliability even under extreme driving conditions.



Diesel engines:

2,0 I (75 kW, 300 Nm):

Front-wheel drive  
Average consumption: from 9.0 l/100 km (31.1 MPG)  
CO<sub>2</sub>-emissions: from 236 g/km

2,0 I (90 kW, 300 Nm):

Rear wheel drive with single or dual tyres  
Average consumption: from 9.3 l/100 km (30.4 MPG)  
CO<sub>2</sub>-emissions: from 247.5 g/km

2,0 I (103 kW, 340 Nm)<sup>1</sup>:

Front-wheel drive, rear-wheel drive and all-wheel drive 4x4  
Average consumption: from 8.8 l/100 km (32.1 MPG)  
CO<sub>2</sub>-emissions: from 231 g/km

2,0 I (130 kW, 410 Nm):

Front-wheel drive, rear-wheel drive and all-wheel drive 4x4  
Average consumption: from 9.1 l/100 km (31.0 MPG)  
CO<sub>2</sub>-emissions: from 239 g/km

Electric motor:

Electro (100 kW, 290 Nm):

Front-wheel drive  
Energy consumption: from 30,9–29,0 kWh/100 km  
CO<sub>2</sub>-emissions: 0 g/km



Front-wheel drive



- High payload
- High trailer load of up to 3.0 t
- 100 mm lower loading edge and access height
- Very high loading compartment
- Transverse front engine

**75-kW engine** 6-speed manual transmission  
**103-kW engine** 6-speed manual transmission/  
8-speed automatic transmission  
**130-kW engine** 6-speed manual transmission/  
8-speed automatic transmission

Rear-wheel drive



- High trailer load of up to 3.5 t
- Small turning circle
- Maximum payload
- Best traction with high loads
- Longitudinal front engine

**90-kW engine** 6-speed manual transmission  
**103-kW engine** 6-speed manual transmission  
**130-kW engine** 6-speed manual transmission/  
8-speed automatic transmission

All-wheel drive 4x4



- Reliable traction
- Safe handling
- Superb directional stability
- High trailer load of up to 3.0 t
- Transverse front engine

**103-kW engine** 6-speed manual transmission  
**130-kW engine** 6-speed manual transmission/  
8-speed automatic transmission

Electro drive












- synchronous machine
- Loading compartment volume: 10.7 m³
- Loading height: 670 mm
- Versions:
- 950 kg payload with 3.5 t GVW
- Optimum range to payload ratio






**100-kW engine** 1-speed transmission



Vehicle line-up.

Panel van			
	Standard	Long	Extra-long
	Length: 5,986 mm Wheelbase: 3,640 mm	Length: 6,836 mm Wheelbase: 4,490 mm	Length: 7,391 mm Wheelbase: 4,490 mm
Normal roof Height: 2,355 mm			
High roof Height: 2,590 mm			
Super-high roof Height: 2,798 mm			
Cowl Chassis			
	Standard	Long	Extra-long
	Length: 5,968 mm Wheelbase: 3,640 mm	Length: 6,818 mm Wheelbase: 4,490 mm	Length: 7,211 mm Wheelbase: 4,490 mm
Chassis cab Height: 2,305 – 2,327 mm			
Crew cab Height: 2,321 – 2,352 mm			

**Weight variants:** 3.0 t, 3.5 t, 5.0 t, 5.5 t plus trailer loads of 2.0 to 3.5 t.  
**Engine variants:** 2.0-l Turbo Diesel: 75 kW, 90 kW, 103 kW, 2.0-l BiTurbo Diesel: 130 kW, \*Electric: 100 kW.  
**Drive variants:** Front, rear, all-wheel drive.  
**Transmission variants:** manual 6-speed manual transmission, 8-speed automatic transmission, \*electric 1-speed transmission.

Chassis			
	Standard	Long	Extra-long
	Length: 5,968 mm Wheelbase: 3,640 mm	Length: 6,818 mm Wheelbase: 4,490 mm	Length: 7,211 mm Wheelbase: 4,490 mm
			
			

NOT TO BE OVERTAKEN.

The MAN TGE is a unique companion in many ways. Boundless opportunity meets outstanding service.  
Explore the MAN TGE at [www.van.man](http://www.van.man)



Additional equipment.



**1 – Bar trailer hitch<sup>1</sup>, optionally available as removable.**  
Designed for trailer loads of up to 3 t – including electronic trailer stabilisation.

**2 – Ball-type trailer hitch<sup>1</sup>, optionally available as removable.**  
Safe and reliable operation of trailers and carrier systems up to 3.5 t.

**3 – Additional wide step integrated in the rear bumper<sup>1</sup>.**  
Makes loading and unloading a breeze.

**4 – Additional step on one side<sup>1</sup>.**  
Assists with loading and unloading in combination with a tow-bar for up to 3.5 t.

**Mud flap**  
(no image). Protection against dirt and stones.

**Preparation for trailer hitch<sup>1</sup>**  
(no image). Different preparations are available for trailer loads of up to 3.5 t.

**Preparation for roof rack<sup>1</sup>**  
(no image). C-profile mounting rails on the roof facilitate the attachment of roof racks, roof boxes and other racks.

**Roof rack with roller<sup>1</sup>**  
(no image).This rack comes in handy for safe loading and transport of long items.

General and additional information.

The depicted vehicle illustrations may show optional equipment available for an additional price. Please note that some equipment options may only be available in conjunction with other additional equipment and/or are not available in certain equipment combinations, and may be subject to certain legal requirements. Any liability of MAN for inappropriate use of such equipment is expressly excluded.

Some optional equipment can lead to longer delivery times for the vehicle. Your MAN partner is available to discuss your individual requirements. Only your MAN partner can check the combination requirements as well as the accuracy and completeness of the information the MAN order system.

The representation of any brand without a ® shall not be construed as not being a registered trademark and/or a permission to use this brand name without the prior written consent of MAN SE. The product name AdBlue® is a registered trademark of the German Automotive Industry Association [Verband der Automobilindustrie e.V. (VDA)]. iPod/iPad/iPhone are trademarks of Apple Inc.

Left hand drive vehicles are shown for illustration only. Standard UK specification is right hand drive, fittings for left hand traffic and speedometer display using imperial units.

All engines are equipped with a multi-stage exhaust after-treatment system (diesel particle filters and SCR catalytic converter). The SCR (Selective Catalytic Reduction) catalytic converter converts the exhaust gas nitrogen oxide (NOX) into nitrogen (N<sub>2</sub>) and water (H<sub>2</sub>O), without creating undesirable secondary emissions. The conversion process uses a synthetic, aqueous urea solution, i.e. AdBlue® (ISO 22241-1/FROM 32), which is stored in a separate reservoir. Depending on the vehicle, the AdBlue® will have to be replenished in between scheduled services by the customer or by his or her MAN partner.

Shown empty vehicle weights include 68 kg for the driver, 7 kg for luggage, all liquids and a 90% tank filling, ascertained pursuant to Regulation (EU) No. 1230/2012 in its current version. The selected equipment or equipment line may affect the vehicle empty weight. The actual payload of the vehicle, which is the difference between the vehicle's permissible total weight and its empty weight, can therefore only be determined by weighing the individual vehicle.

The engine power inevitably decreases in relation to an increase in altitude. At 1,000 m above sea level, and for every additional 1,000 m, deduct 10% from the weight of the outfit (trailer load limit + gross weight of the towing vehicle).

The illustrated colours may vary for printing purposes.

<sup>1</sup>Optional equipment at extra cost.



# General and additional information.

The consumption and emission values given were determined according to measurement procedures required by law. Since 1 September 2017, type approval of certain new vehicles is already being carried out according to the Worldwide Harmonised Light Vehicles Test Procedure (WLTP), a more realistic test procedure for measuring fuel consumption and CO<sub>2</sub> emissions. As of 1 September 2018, the WLTP will gradually replace the New European Driving Cycle (NEDC). As a result of more realistic test conditions, the fuel consumption and CO<sub>2</sub> emission values measured according to the WLTP are in many cases higher than those measured with the NEDC. More information on the differences between the WLTP and NEDC can be found at: <https://www.van.man/uk/en-rhd/wltp.html>

Currently the NEDC values must still be declared. For new vehicles that are type approved according to the WLTP, the NEDC values are derived from the WLTP values. Where NEDC values are given as a range, they do not refer to one specific vehicle and do not form part of the offer. They serve only as a comparison between the different vehicle types.

Additional equipment and accessories (add-on parts, tyre formats etc.) can change relevant vehicle parameters such as weight, rolling resistance and aerodynamics and, in addition to weather and traffic conditions as well as individual driving style, can impact on a vehicle's fuel and electricity consumption, CO<sub>2</sub> emissions and mileage.

## Additional information:

This brochure is valid from 10th May 2021 for the MAN TGE, model year 2022. Subject to change without notice. Modifications and errors reserved.

MAN service appointments are broken down into “oil change service” and “inspection”. The service interval indicator in the display of the instrument cluster is a reminder for the next service appointment.

## Collection and recycling of end-of-life vehicles:

MAN responds to the challenges of a modern society in all new products launched under the MAN brand. This includes the protection of the environment and natural resources. This is why MAN builds all new MAN TGE vehicles to specifications that facilitate their environmentally friendly recycling and, subject to complying with the national law, collects end-of-life vehicles free of charge. More information on the collection and recycling of end-of-life vehicles is available at <https://www.van.man/de/de/altautoverwertung.html>





**MAN Truck & Bus UK Ltd.,**  
Frankland Road, Blagrove,  
Swindon. Wiltshire SN5 8YU  
[www.mantruckandbus.co.uk](http://www.mantruckandbus.co.uk)

Ref: MAN TGE Brochure  
Issue Date: May 2021  
Subject to modifications in the course of progress.

---

**MAN Truck & Bus – A company of the MAN Group**